

GEORGIA TECH

130TH SEASON • 35 NCAA REGIONAL APPEARANCES • 3 COLLEGE WORLD SERIES APPEARANCES • 9 ACC CHAMPIONSHIPS

2025 Official Game Notes | RamblinWreck.com | Contact: Anthony Brandt • abrandt@athletics.gatech.edu • (817) 757-6979

GEORGIA TECH BY THE NUMBERS

Overall Record.....	21-4
ACC Record.....	7-2
at Mac Nease Baseball Park.....	14-3
Road Games.....	7-1
Neutral Site Games.....	0-0
Streak.....	W5
Last 10.....	9-1

2025 SCHEDULE / RESULTS

Date	Opponent	Time/Result
2/14	OLD DOMINION	W, 3-2
2/15	OLD DOMINION	W, 7-3
2/16	OLD DOMINION	W, 7-4
2/18	GEORGIA SOUTHERN	W, 5-3
2/21	MARSHALL	W, 12-1 (7)
2/22	MARSHALL	L, 2-4
2/23	MARSHALL	W, 11-6
2/24	MARSHALL	L, 8-12
2/26	WEST GEORGIA	W, 16-7
2/28	WESTERN MICHIGAN	W, 16-4
3/1	WESTERN MICHIGAN	W, 14-1 (7)
3/2	WESTERN MICHIGAN	W, 13-3 (7)
3/4	KENNESAW STATE	W, 11-4
3/7	VIRGINIA TECH	W, 4-3
3/8	VIRGINIA TECH	L, 5-8
3/9	VIRGINIA TECH	W, 8-6
3/11	GEORGIA STATE	W, 4-2
3/14	PITTSBURGH	W, 10-1
3/15	PITTSBURGH	W, 11-1 (7)
3/16	PITTSBURGH	L, 10-12
3/18	GARDNER-WEBB	W, 14-6
3/21	NOTRE DAME	W, 18-7 (8)
3/22	NOTRE DAME	W, 9-5
3/23	NOTRE DAME	W, 10-2
3/25	KENNESAW STATE	W, 15-4 (7)
3/28	#3/6 CLEMSON	6 pm
3/29	#3/6 CLEMSON	4 pm
3/30	#3/6 CLEMSON	1 pm
4/1	MERCER	8 pm
4/4	STANFORD	9 pm
4/5	STANFORD	5 pm
4/6	STANFORD	4 pm
4/8	AUBURN	6 pm
4/11	CALIFORNIA	6 pm
4/12	CALIFORNIA	4 pm
4/13	CALIFORNIA	1 pm
4/15	GEORGIA*	7 pm
4/18	MIAMI	8 pm
4/19	MIAMI	4 pm
4/20	MIAMI	1 pm
4/22	AUBURN	7 pm
4/25	VIRGINIA	6 pm
4/26	VIRGINIA	4 pm
4/27	VIRGINIA	1 pm
5/2	WESTERN CAROLINA	6 pm
5/3	WESTERN CAROLINA	4 pm
5/4	WESTERN CAROLINA	1 pm
5/6	GEORGIA SOUTHERN	6 pm
5/7	MERCER	6 pm
5/9	LOUISVILLE	6 pm
5/10	LOUISVILLE	4 pm
5/11	LOUISVILLE	1 pm
5/15	DUKE	6 pm
5/16	DUKE	6 pm
5/17	DUKE	6 pm
5/20	ACC TOURNAMENT	DURHAM N.C.

* Game held at Truist Park
Home games in Gold

WEEKEND 7: #19/25 GEORGIA TECH vs #3/6 CLEMSON



#19/25 GEORGIA TECH YELLOW JACKETS

Overall Record.....	21-4, 7-2 ACC
Ranking	#19 (PG), #25 (D1 & USA Today)
Head Coach	Danny Hall
Career Record	1,432-778-1 (38th season)
Record at GT	1,224-661-1 (32nd season)
Record Last Week.....	3-0 at ND / 1-0 at KSU

#3/6 CLEMSON TIGERS

Overall Record.....	24-4 (4-2 ACC)
Ranking ...	#3 (PG), #4 (NCBWA), #5 (USA Today), #6 (D1), #7 (BA)
Head Coach	Erik Bakich
Career Record	509-353 (16th season)
Record at Clemson.....	112-39 (3rd season)
Record Last Week.....	2-1 vs WF / 0-1 vs CCU / 1-0 vs PC

MATCHUPS AT A GLANCE

GT	OFFENSE	Clemson	GT	PITCHING/DEFENSE	Clemson
.335.....	Batting.....	.287	4.14.....	ERA.....	3.91
.569.....	Slugging.....	.444	213.0.....	IP.....	244.0
.442.....	On-Base Pct.....	.429	0.....	CGs.....	0
76.....	Doubles.....	46	6.....	Saves.....	12
6.....	Triples.....	5	255/94.....	K/BB.....	295/108
37.....	Home Runs.....	27	.238.....	OBA.....	.206
151.....	Walks.....	178	20.....	Errors.....	25
53/58.....	SB/SBA.....	24/40	12.....	Double Plays.....	15

PROBABLE PITCHERS

Friday



Tate McKee
#22 | Soph. | 4-0
30.1 IP | 2.97 ERA
39 Ks | 1.12 WHIP

Saturday



Brady Jones
#99 | Jr. | 2-0
18.1 IP | 4.42 ERA
26 Ks | 1.74 WHIP

Sunday



TBA
"The two most powerful warriors are patience & time" - Leo Tolstoy

GAME COVERAGE

Date	TV/Stream	Play-by-Play/Analyst	Radio	PxP
March 28	ACCNX	Nathan McCreary/Bobby Moranda	GT App	Brice Zimmerman
March 29	ACCNX	Andy Demetra/Bobby Moranda	GT App	Brice Zimmerman
March 30	ACCNX	Jack Sadighian/Bobby Moranda	GT App	Brice Zimmerman

TOP STORYLINES

- The Jackets are 21-4 for the first time in 14 seasons (2011) and are ranked in Perfect Game (No. 19) and D1 Baseball (No. 25) for the first time since 2022.
- Tech is outscoring opponents 33-11 in the final three innings over the last 12 games and have not trailed in a game since March 16 vs. Pitt.
- The Yellow Jackets are coming off a series sweep at Notre Dame, its first road sweep in conference play since 2022. Tech outscored Notre Dame 37-14 over those three games
- Head Coach **Danny Hall** is one of the Top 10 winningest coaches in Division I history – 1,432 wins – 2nd most among active coaches - behind only South Carolina's Paul Mainieri
- Georgia Tech has replaced Texas as the only program in Division I with two head coaches in the Top 10 for career wins – also Jim Morris (5th – 1,594 – at Tech from 1982-93)
- Tech is led by reigning National Freshman of the Year, **Drew Burress**. He leads all of D I with a .788 career slugging %.
- The Houston Co. product became the fastest Yellow Jacket in program history to reach 30 career home runs – doing so in just 73 games, a full 20 games faster than the previous record holder, and 1st round draft pick, **Kevin Parada**
- GT leads the nation in doubles (76) and doubles per game (3.04) – the program record is 2.51, set in the 1987 season.
- The Jackets are the only team in Division I with 4 players at 10+ doubles, led by **Drew Burress** (13) & **Kyle Lodise** (13),

as well as **Kent Schmidt** (11) & **Carson Kerce** (10).

- **Burress** and **Lodise** are third in the nation and tied for the lead among Power 4 players with 13 doubles each.
- The pitching staff is boasting 10.8 strikeouts-per-game – over a 1.5 K-per-game improvement to last year (9.2) & the 18th best rate in the nation. Tech has not averaged 10+ Ks since the COVID shortened 2020 season (10.9) and hasn't done it over a complete season this century.
- That early bullpen success has been spearheaded by **Mason Patel** who became the first Yellow Jacket pitcher this century to win each of his first six appearances in a season.
- He allowed his first run of the season after 22.2 innings of scoreless baseball – the best start to a season by any Yellow Jacket this century.
- **Patel** leads the nation with seven wins and a 0.57 WHIP. He is 2nd in DI in ERA (0.61), 4th in hits allowed per nine (3.94) and leads the ACC with 1.21 walks allowed per nine.
- Freshman **Alex Hernandez** is the only Power 4 player with a save and at least 7 home runs this season.
- He leads all freshman in HR (8) & RBI (37) after hitting his 2nd grand slam of the season last time out.
- Tech is 1st in the nation in doubles (76), 4th in avg. (.335), 6th in OPS (1.011) and 8th in hits (285) & 9th in runs (243).
- **Parker Brosius** has stolen 13 out of 13 bags this season, the 5th-most among the Power 4 without being caught.

2025 QUICK FACTS**GENERAL INFORMATION**

School..... Georgia Institute of Technology (Georgia Tech)
Location..... Atlanta, Ga.
Enrollment..... 45,295
Founded..... 1885
Nickname..... Yellow Jackets, Ramblin' Wreck
Mascot..... "Buzz" the Yellow Jacket
Official Colors..... Tech Gold and White
Conference..... Atlantic Coast Conference (ACC)
President..... Dr. Angel Cabrera
Faculty Athletic Representative..... Dr. Jenna Jordan
Director of Athletics..... J Batt
Website..... www.RamblinWreck.com

BASEBALL STAFF

Head Coach..... Danny Hall (32nd season)
 Alma Mater, Year Miami-Ohio, 1977
Associate Head Coach / Recruiting - James Ramsey (7th year)
 Alma Mater, Year Florida State, 2012
Assistant Coach/Pitching Matt Taylor (2nd year)
 Alma Mater, Year Columbus State, 2017
Assistant Coach/Catchers..... Josh Schulman (1st year)
 Alma Mater, Year Rochester, 2015 & Texas A&M, 2017
Director of Baseball Operations..... Scott Stricklin
Strength and Conditioning..... Steve Tamborra
Athletic Trainer..... Paul Wolkoff
Equipment Manager..... Bill Shackelford

HISTORICAL INFORMATION

Record Since 1895..... 2,660-1,707-27 (.608)
Record at Mac Nease Baseball Park (since 1985)..... 1,044-343-1 (.752)
ACC Regular Season Record (since 1980)..... 615-453-2 (.571)
ACC Regular Season Championships (Divisional)..... 9
 1987, 1993, 1997, 2000, 2004, 2005, (2011, 2019, 2021)
ACC Tournament Appearances..... 43
ACC Tournament Record..... 83-69 (.546)
ACC Tournament Championships..... 9
 1985, 1986, 1987, 1988, 2000, 2003, 2005, 2012, 2014
NCAA Tournament Appearances..... 35
 1959, 1971, 1985, 1986, 1987, 1988, 1989, 1990, 1991,
 1992, 1993, 1994, 1995, 1996, 1997, 1998, 2000, 2001,
 2002, 2003, 2004, 2005, 2006, 2008, 2009, 2010, 2011,
 2012, 2013, 2014, 2016, 2019, 2021, 2022, 2024
NCAA Tournament Record..... 79-71 (.527)
NCAA Super Regional Appearances..... 5
 2000, 2002, 2004, 2005, 2006
College World Series Appearances..... 3
 1994 (2nd), 2002 (T-5th), 2006 (T-7th)
College World Series Record..... 4-5 (.444)

STADIUM INFORMATION

Name..... Mac Nease Baseball Park at Russ Chandler Stadium
Year Opened..... 1985
Last Renovated..... 2020-21
Capacity..... 3,194
Dimensions..... 329-382-390-350-334
Fence Height..... 10 feet
Address..... Fowler Street & Fifth Street, Atlanta, Ga. 30332

2025 TEAM INFORMATION

Lettermen Returning..... 15
Starting Position Player..... 4
Starting Pitchers..... 2
Newcomers..... 29

2024 YEAR IN REVIEW

Overall Record..... 33-25
ACC Record..... 15-15
ACC Finish..... Fourth - Coastal
ACC Tournament..... 0-2
Final Ranking..... N/A

NO.	NAME	POS.	YR	B/T	HT	WT	HOMETOWN/LAST SCHOOL
1	Parker Brosius	OF	JR	R/L	6'1"	193	Suwanee, GA. (Lambert HS)
2	Kyle Lodise	INF	JR	R/R	5'11"	180	Brunswick, GA. (Augusta)
3	Carson Kerce	INF	Soph.	R/R	5'11"	200	Marietta, GA. (Pope HS)
4	Alex Hernandez	RHP/INF	FR	R/R	6'2"	188	Cumming, GA. (Forsyth Central HS)
5	Cooper McMullen	RHP/OF	FR	R/R	6'3"	186	Bonaire, GA. (Tattnall Square Academy)
6	Caleb Daniel	C/UTL	FR	L/R	5'11"	183	Cartersville, GA. (Cartersville HS)
7	William Baker	INF/UTL	FR	L/R	6'0"	188	Upper Coomera, Queensland Australia
8	Drew Burress	OF	Soph.	R/R	5'9"	182	Houston County, GA. (Houston County HS)
9	Connor Shouse	RHP/INF	FR	R/R	6'1"	175	Jasper, GA. (Pickens County HS)
10	Kent Schmidt	INF	Soph.	L/R	6'0"	221	Marietta, GA. (Georgia Southern)
12	Sam Swygert	RHP	5th	R/R	6'1"	215	Springfield, SC (The Citadel)
14	Cayden Sheffield	C/OF	FR	R/R	6'1"	184	Dallas, GA. (North Paulding HS)
15	Riley Stanford	RHP/OF	JR	R/R	6'4"	236	Gainesville, GA. (Buford HS)
16	Ethan Murray	INF	FR	R/R	6'2"	195	Buford, GA. (Buford HS)
18	Cole Royer	RHP	FR	R/R	6'5"	185	Waynesville, GA. (Pierce County HS)
19	Nathanael Coupet	C/OF	Soph.	R/R	5'11"	205	Boynton Beach, FL (North Broward Prep)
20	Caden Spivey	RHP	JR	R/R	6'2"	195	Vidalia, GA. (Notre Dame)
21	John Giesler	INF	6th	R/R	6'3"	224	Marietta, GA. (Walton HS)
22	Tate McKee	RHP	Soph.	R/R	6'3"	203	Kennesaw, GA. (Mount Paran Christian)
24	Joshua Evans	LHP/OF	FR	S/L	6'3"	187	Lawrenceville, GA. (Peachtree Ridge HS)
25	Vahn Lackey	C/INF	Soph.	R/R	6'1"	213	Suwanee, GA. (Collins Hill HS)
26	Ryan Johnson	RHP	FR	R/R	6'4"	168	Dallas, GA. (Cartersville HS)
27	Brett Denby	INF	Soph.	R/R	5'11"	170	New Albany, IN (Jefferson HS)
28	Jackson Sobel	LHP	Soph.	L/L	6'2"	186	Charleston, SC (Oceanside Collegiate Academy)
29	Mason Patel	RHP	5th	R/R	6'1"	210	Knoxville, TN Georgia State)
30	Porter Buursema	RHP	Soph.	R/R	6'1"	195	Woodstock, GA. (Georgia Southern)
31	Jackson Blakely	RHP	FR	R/R	6'0"	211	Thomaston GA. (Upson-Lee HS)
32	Brett Barfield	LHP	JR	L/L	6'1"	198	Cumming, GA. (Florida State)
34	Drew Rogers	C/INF	FR	R/R	6'1"	220	Tempe, AZ (Hamilton HS)
35	Jake Lankie	RHP	Soph.	R/R	6'2"	200	Alpharetta, GA. (Georgia)
36	Thorpe Musci	RHP	FR	R/R	6'0"	201	Lilburn, GA. (Parkview HS)
37	Caden Gaudette	RHP R-Soph.	R/R	R/R	6'0"	207	Alpharetta, GA. (Milton HS)
38	Carson Ballard	RHP	JR	R/R	6'4"	197	Alpharetta, GA. (Wesleyan HS)
39	Tyler Neises	INF/OF	Soph.	L/R	6'3"	220	Dalton, GA. (Dalton HS)
40	Nathan Waugh	C	5th	R/R	6'5"	230	Placentia, Calif. (Cornell)
42	Jaylen Paden	RHP	5th	R/R	5'10"	195	Atlanta, GA. (Georgia Southern)
45	Connor Chicoli	RHP	FR	R/R	6'3"	185	Raleigh, NC (Pro5 Baseball Academy)
49	Kayden Campbell	LHP	JR	R/L	6'2"	205	Cincinnati, OH (Louisville)
55	Adam McKelvey	LHP	FR	L/L	6'3"	229	Roswell, GA. (Roswell HS)
99	Brady Jones	RHP	JR	R/R	6'0"	204	Decatur, GA. (Georgia State)

Coaching Staff

Head Coach — Danny Hall (32nd season)
Associate Head Coach/Recruiting Coordinator — James Ramsey (7th season)
Assistant Coach — Josh Schulman (1st season)
Assistant Coach /Pitching — Matt Taylor (2nd Season)
Director of Pitching - Jason Richman (2nd Season)
Director of Operations - Scott Stricklin (1st season)
Player Development Coach - Steve Tamborra (25th season)
Athletic Trainer - Paul Wolkoff (16th season)

PRO-NUN-SEE-AY-SHUN GUIDE

Parker Brosius..... BRO-zhus
 Kyle Lodise..... LOW-deese
 Carson Kerce..... like "Curse"
 Nathanael Coupet..... coo-PAY
 John Giesler..... GEESE-ler
 Vahn Lackey..... Vaughn
 Thorpe Musci..... like "Musky"
 Tyler Neises..... NICE-sis
 Nathan Waugh..... WAH
 Jaylen Paden..... PAY-din
 Connor Chicoli..... chick-COLE-ee
 Adam McKelvey..... mick-KEL-vee
 Josh Schulman..... SHOOL-man

RECRUITING SUCCESS

• Tech has now signed top-5 classes in four of the last six years, top-10 classes in five of the last six years, and six-straight top-20 Perfect Game recruiting classes, leading the Atlantic Coast Conference in all categories.

• The 2024 freshman class was rated No. 2 in the nation and features three players ranked in PG's National top-100: Drew Rogers (No. 23 prospect / No. 3 Catcher), Connor Shouse (No. 83 prospect / No. 22 SS) and Alex Hernandez (No. 96 prospect / No. 8 3B).

• This class also contains one draft pick from the 2024 MLB draft who chose to come to GT instead (Cole Royer – drafted in the 20th round (601st overall) by the New York Yankees).

JACKETS FROM 2024 NO. 2 RECRUITING CLASS

Name	Hometown	Position	PG National Ranking
Will Baker	Upper Coomera, Queensland, Australia	INF	---
Jackson Blakely	Thomaston, Ga.	RHP	---
Connor Chicoli	Raleigh N.C.	RHP	342
Caleb Daniel	Cartersville, Ga.	UTL	187
Joshua Evans	Lawrenceville, Ga.	LHP	256
Alex Hernandez	Cumming, Ga.	RHP/INF	96
Ryan Johnson	Dallas, Ga.	RHP	462
Adam McKelvey	Roswell, Ga.	LHP	---
Cooper McMullen	Bonaire, Ga.	RHP/OF	364
Ethan Murray	Buford, Ga.	INF	282
Thorpe Musci	Lilburn, Ga.	RHP	223
Drew Rogers	Tempe, Ariz.	C	23
Cole Royer	Waynesville, Ga.	RHP	302
Cayden Sheffield	Dallas, Ga.	OF	262
Connor Shouse	Jasper, Ga.	RHP/INF	83

JACKETS FROM 2023 NO. 5 RECRUITING CLASS

Name	Hometown	Position
Drew Burress	Houston County, Ga.	OF
Nathanael Coupet	Boynton Beach, Fla.	C
Brett Denby	New Albany, Ind.	INF
Carson Kerce	Marietta, Ga.	INF
Vahn Lackey	Suwanee, Ga.	C
Tate McKee	Kennesaw, Ga.	RHP
Tyler Neises	Dalton, Ga.	INF
Jackson Sobel	Charleston, S.C.	LHP

JACKETS FROM 2022 NO. 3 RECRUITING CLASS

Name	Hometown	Position
Parker Brosius	Suwanee, Ga.	OF
Riley Stanford	Gainesville, Ga.	OF/RHP
Caden Gaudette	Alpharetta, Ga.	RHP
Carson Ballard	Alpharetta, Ga.	RHP

JACKETS FROM 2020 NO. 4 RECRUITING CLASS

Name	Hometown	Position
John Giesler	Marietta, Ga.	INF

CARDIAC JACKETS

• Georgia Tech baseball has been in for exciting baseball since 2019, posting a 33-20 record in one-run games.

• Since 2002, Tech has posted a nearly 60-percent win percentage in one-run games (.586).

GT BASEBALL RECORD IN 1-RUN GAMES - SINCE 2002

Year	Record	Pct.
2025	2-0	1.000
2024	4-3	.571
2023	4-6	.400
2022	6-3	.667
2021	8-4	.667
2020	2-2	.500
2019	10-5	.667
2018	4-5	.444
2017	3-9	.250
2016	8-5	.615
2015	9-3	.750
2014	8-10	.444
2013	8-6	.571
2012	9-7	.563
2011	5-5	.500
2010	5-2	.714
2009	7-3	.700
2008	9-4	.692
2007	5-5	.500
2006	9-6	.600
2005	9-9	.500
2004	10-5	.667
2003	7-4	.636
2002	10-3	.769
TOTAL	159-112	.586

• The Cardiac Jackets wasted no time returning for 2025, winning opening day by one run, 3-2, after scoring the go-ahead run in the bottom of the eighth after an infield grounder from **Nathan Waugh** gave just enough time for **Drew Burress** to come sliding home from third, despite a 5-man infield from ODU.

• In the 2nd game, Tech fell behind, 3-0 before recording an out, only for the bullpen to come in and pitch 9.0 innings of scoreless ball, striking out a season high 16 and only allowing three base hits. The bullpen kept the game, 3-0, until the bottom of the ninth, when Tech exploded for seven runs, the most scored in a ninth inning in a decade of GT baseball.

• That 7-run 9th inning began with a 5-pitch walk by **Nathan Waugh** before **Vahn Lackey** delivered his 2nd hit of the game to put runners at 1st and 2nd. **Alex Hernandez** drew a walk on 4 pitches to load the bases for **Tyler Neises** who connected on an 0-1 pitch, driving it into left for a single and cutting the deficit to one run, 3-2. **Will Baker** reached on an error when his sacrifice bunt was mishandled by the ODU pitcher, loading the bases for **Kyle Lodise** who took his second walk of the day to score Hernandez and tie the game. The very next batter was **Drew Burress** and he made no mistake, smashing a 1-0 pitch over the wall in right for the walk-off opposite field walk-off grand slam.

• The Jackets began ACC play with a pair of ninth-inning rallies to take two of three at Virginia Tech. On Friday, GT had been trailing, 2-3, since the fifth inning but **Carson Kerce** and **Kyle Lodise** led off the inning with walks before being brought home off

singles from **Kent Schmidt** and **Alex Hernandez**, before **Patel** slammed the door in the bottom of the inning to earn the 4-3 win.

• In the series finale, Tech entered the 9th tied, 6-6 and had not scored since the 3rd. **John Giesler** led off the inning with a four-pitch walk, followed by a 5-pitch walk from **Parker Brosius**. It was freshman **Caleb Daniel** who came through in the clutch, launching a ground-rule double to put GT ahead, 7-6. **Carson Kerce** would drive home **Brosius** on a SAC fly to add the insurance run before the combination of **Brett Barfield** and **Cooper McMullen** shut down the VT bats for the victory and the 1st career save for **McMullen**.

• This year, GT has come from behind in 10 of its 21 wins.

IT STARTS AT HOME...

• Since 1985, Tech has won a whopping .752 percent of its games at home (1,043-336-1).

• In 31 home games in 2024, Tech has hit .339 with 75 doubles, five triples and 61 home runs for 279 RBI.

• Since 2002, Tech has only hit below .300 at home in two full seasons – 2017 and 2021.

• So far in 2025, the Jackets are 14-3 with a .345 average. 57 doubles, two triples and 25 HR for 156 RBI.

DANNY HALL - A LIVING LEGEND

• ABCA Hall of Famer **Danny Hall** joined the Top-10 winningest Division I coaches in history on March 15, when Tech defeated Pitt, 11-1 (7) - his 1,427th win.

• He became the 11th NCAA Division I coach all-time to reach the 1,400 career win mark on April 14 when Tech defeated then-No. 16 Virginia Tech, 11-7.

• In addition to his career-win milestone, Coach Hall also reached the 1,200 wins at Georgia Tech after defeating No. 9 Duke on May 12, 2024.

• He currently has 1,432 career wins – the 2nd most among active NCAA head coaches after South Carolina hired Paul Mainieri (1,522 career wins) this season.

• Hall is 12 wins away from tying Chuck Hartman (1,444 at High Point/Virginia Tech 1959-2006) for the 9th most in Division I history.

• Tech replaced Texas as the only program in Division I with 2 coaches in the all-time top-10 - Jim Morris coached at GT from 1982-93.

ALL-TIME WINNINGEST COACHES -- DIVISION I

Rk.	Coach	Wins
1.	Mike Martin	2,029
2.	Augie Garrido	1,975
3.	Gene Stephenson	1,768
4.	Mark Marquess	1,627
5.	Jim Morris	1,594
6.	Paul Mainieri *	1,522
7.	Larry Hays	1,508
8.	Mike Fox	1,487
9.	Chuck Hartman	1,444
10.	Danny Hall*	1,432

*Actively coaching

**Italics indicates they coached at GT

OFFENSE

Returning Starters

• Georgia Tech baseball returns four bats from the starting lineup of the 2024 Athens Regional Final: Drew Burress, John Giesler, Parker Brosius and Vahn Lackey.

• 2024 National Freshman of the Year (D1 Baseball/Perfect Game) and National Freshman Hitter of the Year (NCBWA) Drew Burress returns for his sophomore season after delivering one of the greatest freshman seasons in college baseball history last year.

• Burress led Georgia Tech in a myriad of categories last year, including average (.381), home runs (25) and RBI (67), becoming the 12th Yellow Jacket to win Tech's triple crown.

• He set the Georgia Tech record for most assists by an outfielder, gunning down 10 base-runners from center field while also setting the program record with four home runs in a single game, against Georgia State (Feb. 27, 2024).

• His .821 slugging percentage from last season gives him the highest career slugging percentage in program history, with a minimum of 200 at bats in White & Gold. It was the 4th highest slugging percentage in a single season by a Yellow Jacket, the best since 1926 and the first .800+ slugging season in 45 years (Tommy Thompson (.811) – 1979).

HIGHEST SLUG % - SINGLE SEASON - GT HISTORY

	Name	TB-AB	Slugging %	Season
1.	Tom Angley	93-100	.930	1926
2.	Bobby Reeves	97-109	.890	1926
3.	Doug Wycoff	81-98	.827	1926
4.	Drew Burress	179-218	.821	2024
5.	Tom Angley	68-83	.819	1925
6.	Tommy Thompson	103-127	.811	1979
7.	Jason Varitek	182-228	.798	1993
8.	Nomar Garciaparra	213-274	.777	1994
9.	Mark Teixeira	186-241	.772	2000
10.	Riccardo Ingram	179-237	.755	1987

**Italics indicates coached by Darryl Hall*

DOUBLE TROUBLE

• Georgia Tech first led the nation in doubles at the start of March (March 2nd) & has been in the Top 3 ever since.

Rank	Team	Conference	Doubles
1.	Georgia Tech	ACC	76
2.	Richmond	Atlantic 10	75
3.	LSU	SEC	68
3.	Western Ky.	C-USA	68
5.	Virginia Tech	ACC	66
6.	Wake Forest	ACC	64
7.	Winthrop	Big South	63
8.	New Mexico	Mountain West	62
9.	Austin Peay	A-SUN	61
10.	Tulane	American	60
10.	Nevada	Mountain West	60
10.	Cal. St. Fullerton	Big West	60

• The Jackets are the only program in the nation with four players at 10+ doubles this year

Team	Players	10+ 2B
Georgia Tech	Drew Burress (13), Kyle Lodise (13), Kent Schmidt (11) & Carson Kerce (10)	4
Western Ky.	Carlos Vazquez (12), Ryan Wideman (11) & Ethan Lizama (10)	3
Kent State	Hayden Jatczak (13), Jacob Casey (10)	2
Murray State	Luke Mistone (12), Jonathan Hogart (11)	2
Pitt	Luke Cantwell (13), Ryan Zuckerman (11)	2
Richmond	Jack Arcamone (14), Jordan Jaffe (13)	2
South Alabama	Brennan Holt (11), Kyle Morrison (10)	2
Utah Valley	Dominic Longo II (10), Jayden Smith (10)	2
Missouri St.	Taeg Gollert (10), Nick Rodriguez (10)	2
UTSA	Mason Lytle (13), Drew Detlefsen (11)	2
Wofford	Tyler Hare (11), Ryan Wynn (10)	2

• So far in 2025, the Georgia Tech offense remains in a familiar spot, at the top of the ACC and in the Top 25 of a myriad of offensive categories across Division I.

GEORGIA TECH — 2025 NAT'L/ACC RANKS

Category	No.	D1 Rank	ACC Rank
Doubles	76	1st	1st
Doubles per game	3.04	1st	1st
SAC Flys	23	2nd	2nd
Batting Average	.335	4th	1st
Slugging %	.569	7th	2nd
Hits	285	8th	2nd
Runs	243	9th	2nd
On-Base %	.442	9th	2nd
Walks	151	18th	6th
Home Runs	37	27th	4th
Stolen Bases	53	37th	3rd

• Last season, Tech continued its legacy of powerful offense, finishing at or near the top of the ACC in a multitude of categories

GEORGIA TECH — 2024 NAT'L/ACC RANKS

Category	No.	D1 Rank	ACC Rank
Base on Balls	360	10th	3rd
On-Base Percentage	.420	17th	2nd
Batting Average	.305	29th	6th
Slugging Percentage	.516	30th	7th

• In 2023, Tech finished in the Top 15 in 5 offensive categories.

GEORGIA TECH — 2023 FINAL NAT'L/ACC RANKS

Category	No.	D1 Rank	ACC Rank
Doubles/Game	2.49	3rd	2nd
Average	.323	4th	2nd
Doubles	142	10th	2nd
Slugging percentage	.538	11th	1st
On-base percentage	.416	15th	3rd

• The last 4 years have seen GT's offense become its calling card.

GEORGIA TECH — 2022 FINAL NAT'L/ACC RANKS

Category	No.	D1 Rank	ACC Rank
Runs per game	9.4	3rd	1st
Average	.327	1st	1st
On-base percentage	.419	6th	2nd
Slugging percentage	.551	5th	2nd
Home runs	115	10th	3rd

• In 2023, Tech also set the program record for most triples in a single game on Feb. 17 vs. Miami (Ohio) with four.

• Tech also tied the program record for most doubles in a single game on March 14 vs. No. 18 Auburn with eight — hitting six in the third inning alone.

• Tech looked true to form in again being one of the top powerhouse offenses in the ACC on Opening Weekend last year, setting the school record for runs scored on Opening Day (21).

• Part of the season-opening onslaught was seven home runs for Tech, the most in a single game since 2009.

FRESH BATS

• The Jackets return eight bats in total from last year's squad: Brosius, Kerce, Burress, Coupet, Giesler, Lackey, Denby and Neises.

• Tech brings in 10 new faces to the lineup, three transfers and seven freshmen.

• The three transfers: Kyle Lodise, Kent Schmidt and Nathan Waugh will all be looked to as key contributors this year, playing all throughout the GT infield.

• **Kyle Lodise:** Junior shortstop. Started 98 games at Augusta University (Division II). Led his team with a 1.191 OPS last season.

• **Kent Schmidt:** Sophomore 1B. Started 56 games for Georgia Southern last year. Led the team in doubles (16) and walks (40).

• **Nathan Waugh:** Graduate Catcher/DH. 98 career games played at Cornell the last three seasons. Holds Cornell record with a 42-game on-base streak (which ended at 50 games) dating back to the 2023 season after reaching base in all 38 of Cornell's games last season.

• The seven freshmen will be looking to break into the GT lineup this year and continue the great legacy of success at the dish.

• Five of the freshmen hitters come from the state of Georgia with the only two exceptions being Drew Rogers (Tempe, Ariz) and Will Baker (Upper Coomera, Queensland, Australia).

• Six of the seven freshman hitters are ranked in the Top 300 nationally according to Perfect Game

Name	Hometown	PG State Ranking	PG National Ranking
Will Baker	Upper Coomera, Queensland, Australia	---	---
Caleb Daniel	Cartersville, Ga.	20	187
Alex Hernandez	Cumming, Ga.	12	96
Ethan Murray	Buford, Ga.	32	282
Drew Rogers	Tempe, Ariz.	2	23
Cayden Sheffield	Dallas, Ga.	30	262
Connor Shouse	Jasper, Ga.	9	83

OFFENSE

STREAKS

• The Jackets hold a number of hitting streaks heading into this weekend. The following players are either currently on or have had their career-long hitting streak in 2025

Active Hitting Streaks - GT Baseball

Name	Hit Streak	Since	Longest
Kent Schmidt	15 games	Feb. 23	Same
Alex Hernandez	7 games	March 15	Same
Caleb Daniel	6 games	March 16	7
Vahn Lackey	5 games	March 18	8
Drew Burress	3 games	March 22	12
Will Baker	3 games	March 22	Same

*partially done before transferring to GT

Active On-Base Streaks - GT Baseball

Name	On Base Streak	Since	Longest
Drew Burress	43 games	April 28, 2024	Same
Kyle Lodise	37 games*	April 6, 2024	Same
Vahn Lackey	30 games	May 22, 2024	Same
Kent Schmidt	29 games*	May 14, 2024	Same
Carson Kerce	16 games	Feb. 28	17
Caleb Daniel	15 games	Feb. 28	Same
Alex Hernandez	7 games	March 15	17
Will Baker	6 games	March 16	Same

*partially done before transferring to GT

• Burress, Lodise, Schmidt and Lackey have reached base safely in every game they've played this season.

MIDWEEK Highlights - The Bats - GT 15 - KSU 4

• **Alex Hernandez** hit his second grand slam of the season in the sixth inning to break the game open. It was his 8th HR of the season, tying him for the Division I lead among freshman.

• He now leads all Division I freshman with 37 RBI after driving in four tonight.

• **Hernandez** becomes the first Yellow Jacket with multiple grand slams in a single season since Matthew Ellis did so, last year.

• The Cumming, Ga. has tied his season-best hitting streak, now at seven games. Over this streak, he has hit three home runs and a triple for 16 RBI and 11 runs scored while drawing 10 walks.

• Shortstop **Kyle Lodise** extended his career-best on-base streak to 38 games dating back to his time at Augusta University.

• He laced a pair of bases clearing doubles, going 2-for-3 with 4 RBI, 3 runs scored and also drew two walks.

• This was his ninth multi-RBI game of the season and his third 4+ RBI game as a Yellow Jacket. His 28 RBI this season are third on the team behind **Hernandez** (37) and **Burress** (31).

• **Caleb Daniel** extended his hitting streak to six games with a towering 1st inning solo home run. He has scored a team-high 15 runs during this streak.

• The Cartersville product drew a season-high three walks, his second straight game with multiple walks as opposing pitching staffs begin to realize what he is capable of.

• This was his 3rd HR of the season, all coming during the hitting streak (last 6 games). Daniel is now tied with fellow freshman **Drew Rogers** in 4th place on the GT home run chart, behind **Lodise** (9), **Burress** (8) & **Hernandez** (8).

• **Carson Kerce** extended his career-long on-base streak to 16 games with a walk today. He came around to score twice, giving him 17 runs scored over his streak, dating back to Feb. 28 against Western Michigan.

• **Will Baker** extended his career-best on-base streak to six games, going 1-for-2 with two walks, an RBI and two runs scored.

• The Australian has recorded at least 1 RBI in each of his last four games, his only four starts on the season aside from opening day.

• **Vahn Lackey** extended his on-base streak to 30 games with a single in the nine-run sixth inning. That streak dates back to last season and is the longest of his career.

• **Drew Burress** has now reached base in a career-best 43 consecutive games dating back to April 28 of last season. He drove in his 31st RBI of the season in the sixth inning giving him 98 over his career at Georgia Tech.

Friday Highlights - The Bats - GT 18 - ND 7 (8 innings)

• Junior shortstop **Kyle Lodise** had a career day, launching three home runs and a triple for 5 RBI on 4 hits, both career highs.

• He becomes the second ACC player to hit 3 HRs in a single game and the first Yellow Jacket to do so since **Drew Burress** set the program record with four against Georgia State last season (Feb. 28, 2024).

• Freshman **Caleb Daniel** matched **Burress** for the most runs scored by a GT freshman in an ACC game, rattling off five runs today on 4-for-5 hitting while finishing a triple shy of the cycle.

• **Daniel** launched his second home run of the season in the first inning, he hit homers in back-to-back ACC games after hitting his first-career HR in the 9th inning of Sunday's game against Pitt.

• Sophomore **Vahn Lackey** extended his on-base streak to 27 games after connecting for an RBI single in the 1st That streak dates back to last season and is the longest of his career.

• **Lackey** finished with a career high four RBI off two singles, a groundout and a SAC fly.

• Freshman **Alex Hernandez** set new career-best with four runs scored tonight, drawing four walks and coming around to score each time.

• Sophomore **Tyler Neises** matched a career high with three hits tonight, previously achieved against West Georgia (Feb. 26). He extended his on-base streak to a career-best 14 games.

Saturday Highlights - The Bats - GT 9 - ND 5

• Junior shortstop **Kyle Lodise** continued his herculean weekend, going 3-for-5 with a home run, two RBI, a run scored and a stolen base.

• It was his fourth home run of the weekend and ninth of the season, taking the team lead away from **Drew Burress**.

• He has hit home runs in back-to-back games for the second time this season (Feb. 28 and March 1 vs. Western Michigan).

• Sophomore **Carson Kerce** went 3-for-4, his third three-hit game of the season, to bring his season batting average over .400 once again.

• He hit his 10th double of the season, doubling his total from his freshman year (5).

• Freshman **Will Baker** connected for his first collegiate home run during Tech's five-run second inning, becoming the first Australian Yellow Jacket to hit a home run in program history.

• Baker becomes the 4th Tech freshman to go deep this season, joining **Alex Hernandez**, **Drew Rogers** and **Caleb Daniel**.

• **Daniel** extended his hitting streak to four games with a 2-for-5 performance today, including his sixth double of the seasons and 11th

• The Cartersville native has 10 RBI over his first eight ACC games, one shy of Lodise for the team lead.

• Sophomore **Vahn Lackey** extended his on-base streak to 28 games with a leadoff single in the second inning. That streak dates back to last season and is the longest of his career.

• Freshman **Alex Hernandez** posted his 11th multi-hit game of

the season, one shy of Kent Schmidt for the team lead.

Sunday Highlights - The Bats - GT 10 - ND 2

• The Jackets scored four runs off wild pitches or passed balls in the seventh inning or later and are now outscoring their opponents 32-11 in the final three innings over the last 11 games.

• The Jackets posted one double to bring their season total to 73 as a team – the most in the country. It's the most doubles hit by a Tech team through 24 games since at least the turn of the century.

• Junior shortstop **Kyle Lodise** extended his career-best on-base streak to 37 games dating back to his time at Augusta University.

• He finishes the series 7-for-14 with four home runs, a triple and a 2.053 OPS.

• Sophomore **Carson Kerce** went 2-for-4 with a run scored and an RBI. He hit multiple base hits in every game this series, ending it with a team-high .583 average and a team-high two stolen bases.

• **Kerce** has scored 15 runs over his current 15 game on-base streak dating back to Feb. 28 against Western Michigan.

• Freshman **Will Baker** recorded his first-career multi-hit game, going 2-for-5 and hitting the Jacket's only double. He scored multiple runs as well, his first career multi-run game as a college player.

• **Caleb Daniel** extended his hitting streak to five games with a 1-for-3 display today. He came around to score three times, bringing his total to a team-high 10 runs scored this weekend.

• Sophomore **Vahn Lackey** extended his on-base streak to 29 games with a bases loaded single in the first inning to give Tech the lead. That streak dates back to last season and is the longest of his career.

• **Lackey** ends the series, tied with Lodise for the team lead in RBI, coming in with seven to bring his season total to 18 – he had 15 RBI over 26 games as a freshman last season.

• Freshman **Alex Hernandez** secured his team leading 33rd RBI of the season during the Jackets' three-run ninth inning.

• Sophomore **Drew Burress** came around to score twice for his team leading 35th run of the year.

JACKETS IN THE POLLS

WEEK	BA	USA	NCBWA	D1	PG
Preseason	-	rv	rv	-	-
Week 1	-	rv	rv	-	-
Week 2	-	rv	rv	-	-
Week 3	-	rv	rv	-	-
Week 4	-	rv	rv	-	-
Week 5	-	rv	rv	-	-
Week 6	-	25	rv	25	19

BA = Baseball America, USA = USA Today, NCBWA =
NCBWA, D1 = D1Baseball.com, PG = Perfect Game N/A = poll not
out before release of notes rv = receiving votes

PITCHING

- Georgia Tech returns three pitchers with over 30 innings pitched last season: **Tate McKee** (sophomore, 47.0 IP), **Carson Ballard** (r-sophomore, 34.2 IP) and **Mason Patel** (graduate senior, 36.0 IP)
- The Jackets return seven arms in total from last year's squad: McKee, Ballard, Patel, **Riley Stanford**, **Jackson Sobel**, **Brett Barfield** and **Caden Gaudette**
- The Jackets are heading into the second season under pitching coach **Matt Taylor** and **Jason Richman** as director of pitching. And head coach Hall has said he believes this to be the year that Tech fans witness "the fruits of their labor" as the pitching staff looks to prove people wrong in 2025.
- A whopping 21 new arms are joining the staff for the 2025 season, featuring a solid mix of 14 freshmen and seven transfers.

Freshman Arms

Name	Hometown	PG State Ranking	PG National Ranking
Jackson Blakely	Thomaston, Ga.	87	---
Connor Chicoli	Raleigh N.C.	10	342
Joshua Evans	Lawrenceville, Ga.	27	256
Alex Hernandez	Cumming, Ga.	12	96
Ryan Johnson	Dallas, Ga.	46	462
Adam McKelvey	Roswell, Ga.	178	---
Cooper McMullen	Bonaire, Ga.	40	364
Thorpe Musci	Lilburn, Ga.	23	223
Cole Royer	Waynesville, Ga.	33	302
Connor Shouse	Jasper, Ga.	9	83

Transfers

- Sam Swygert:** Grad Transfer RHP from The Citadel. Pitched in 18 games and made 12 starts last season, pitching a team-high 67.1 innings with a 5.75 ERA.
- Caden Spivey:** Junior RHP from Notre Dame. Made 15 appearances with three starts and 27.2 innings of work while going 1-1 with an 8.46 ERA
- Porter Buursema:** Sophomore RHP from Georgia Southern. Made six starts, pitching 12.2 innings with 14 strikeouts, a 5.68 ERA and a 1-0 record.
- Jake Lankie:** R-Freshman RHP from Georgia. Redshirted last season. Rated as the No. 23 RHP out of Georgia in the class of 2023 Perfect Game rankings.
- Jaylen Paden:** Graduate RHP from Georgia Southern. Has not pitched in a game since March 7, 2023 due to injury. Career 5.62 ERA over 107.1 innings from 2021-23.
- Kayden Campbell:** Junior LHP from Louisville. Made 23 relief appearances last season, pitching 20.0 innings and striking out 22 with a 7.65 ERA
- Brady Jones:** Junior RHP from Georgia State. Led the team with a 5-1 record last season, making 16 relief appearances and 1 start with a 7.32 ERA and 37 strikeouts over 39.1 innings. Most innings pitched out of GSU's bullpen last season.

Spinning From The Start

- The Georgia Tech pitching staff got off to a historically strong start in 2025 - holding its opponents to fewer than five runs in each of its first six games for the first time since 2002.
- The pitching staff allowed nine runs over the course of the series, a 10-run improvement after averaging 19 runs allowed over the previous three opening series sweeps (14 RA in 2024, 24 RA in 2023 and 19 RA in 2022).
- The Jacket pitchers struck out 40 in the opening weekend against Old Dominion – tied with 2022 for the most strikeouts through the first three games this century.
- In March, the Jackets allowed only three hits in back-to-back games against Georgia State (March 11) and Pitt (March 14) - the first time Tech has allowed 3 or fewer hits in back-to-back games since a doubleheader against Duke in 2012 (March 31st – 3 hits in game one / 2 hits in game two) – those games featured a complete game shutout from Buck Farmer and 4.1 innings from Luke Bard – both future major leaguers.

No PATEL-ing How Long This Will Last

- Senior RHP Mason Patel is simply put, the most effective pitcher in the ACC so far in 2025.
- The senior Georgia State transfer from two seasons ago leads the nation with six victories and leads the ACC with a 0.39 ERA and a 0.57 WHIP.
- He is one of only three pitchers in Division I to have surrendered only 1 run with 20+ innings pitched - also Ryan Bilka (Richmond) and Braeden Sloan (TCU).
- He became the first Yellow Jacket pitcher this century to win each of his first six starts.
- He was awarded ACC Co-Pitcher of the week on Feb. 24 after dominating both Marshall and Georgia Southern to the tune of 8.1 innings with a 0.00 ERA, 11 strikeouts and a 2-0 record while only allowing four base runners.
- Patel becomes the first GT pitcher to earn pitcher of the week since Andy Archer (March 29, 2021).
- Patel's award-winning week got started on Wednesday, when he came out of the bullpen to start the third inning in Tech's road opener at Georgia Southern. Patel was perfect through 5.1 innings, retiring the first 16 batters he faced in order to quiet the Georgia Southern bats and allow for Tech to take the game, 5-3. He struck out a career-best nine batters in that appearance, which also goes down as his longest outing in White & Gold – Patel's longest since pitching 6.0 innings in a start against Brown for Georgia State back in 2023, all in only 50 pitches.
- He followed that with another gem of an outing on Sunday against Marshall, entering the game with runners on second and third and nobody out in the fifth inning, working around a hit-by-pitch to keep the Thundering Herd off the board with yet another scoreless inning. He would pitch two more scoreless to earn the victory, leaving after the 7th inning with the Jackets in front, 10-3.
- Patel's efforts bolstered a resurgent GT bullpen in 2025. The Tech bullpen has struck out 54 batter while holding opponents to a .180 average – the best numbers by a Tech bullpen through seven games since at least the turn of the century.
- In his third appearance of the season, Patel entered in the sixth inning - retiring the first batter he saw to get Tech into the 7th inning and earning the win and improving to 3-0 – becoming the first Yellow Jacket pitcher to be 3-0 after only nine games since Xzavion Curry in 2018.
- Patel was first out of the bullpen vs. KSU, working a pair of flyouts to get Tech out of the second inning before striking out two around a couple of hits in the third and adding another K in the fourth around a two-out walk for 2.2 scoreless innings

- He would get credit for the win, improving to 4-0 on the season and becoming the first Yellow Jacket to earn the win in each of his first four appearances since Mark Pope in 2011.

- **Patel** came out of the bullpen in the 5th inning of the series opener at VT and continued his unconscious season, pitching 4.2 innings without allowing a hit.

- Patel allowed only three base runners (one walk, one HBP, one ROE) and retiring 7 straight during the middle innings.

- He would get credit for the win, becoming the first Yellow Jacket to earn a win in each of his first five appearances since Kyle Bakker in 2002.

- **Patel** slammed the door yet again in Tech's last game (vs. GSU) pitching the final 3.0 innings and allowing only one base runner to secure his sixth victory in as many appearances, still without allowing a run.

- He came in to pitch the final three innings of the Saturday win against Pitt, earning his first save of the season. He gave up his first run of the year in the seventh inning, bringing his scoreless streak to an end at 22.2 innings to begin the year – the best by any Tech pitcher this century.

- Last weekend, Patel came out on Saturday once again, pitching a career-best 6.2 innings - the longest outing of any Yellow Jacket this season – while striking out seven and throwing only 73 pitches.

- He entered the game at Notre Dame (March 22) in the third inning, coming in with the bases loaded, one out and a two-run lead (5-3). He proceeded to get a three-pitch strikeout before inducing an inning ending groundout to escape the jam and set the tone for what would be yet another dominant outing.

- He gave up one earned run on a solo homer, just his second earned run allowed over 29.2 innings of work.

- He is the only GT pitcher in the 21st century to earn a part of the decision in a each of his first eight appearances (seven wins, one save).

GEORGIA TECH PITCHING — 2025 NAT'L/ACC RANKS

Category	No.	D1 Rank	ACC Rank
Ks/9 innings	10.7	19th	7th
Hits/9 innings	7.95	35th	6th
ERA	4.02	38th	6th

LAST WEEK...

MIDWEEK Highlights - The Arms - GT 15 - KSU 4

- Senior **Sam Swygert** got his first start of the season, serving as an opener and allowing one run, a solo home run, in his one inning of work, while also earning a strikeout.

- R-sophomore **Carson Ballard** was first out of the bullpen, pitching a season-long 3.1 innings in relief and allowing only two runs on four hits with a season-high four strikeouts.

- **Ballard** would get credit for the win, his first of the season and the third of his career.

- Junior LHP **Kayden Campbell** came out of the bullpen one out into the 5th inning, recording his first out with a swinging strikeout before retiring the next batter with a groundout.

- He has struck out at least one batter in all seven appearances this season, especially impressive since he has faced four or fewer batters in all but two outings this year.

- R-freshman **Jake Lankie** slammed the door shut in the seventh, striking out the side to polish off the game.

- He has now struck out the last six batters he's faced dating back to last week's game vs. Gardner-Webb.

Friday Highlights - The Arms - GT 18 - ND 7 (8 innings)

- Sophomore **Tate McKee** secured his fourth win of the season, improving to 4-0 for the first time in his career.

- He pitched 5.0 innings, allowing three runs on five hits while striking out seven.

- **McKee** has pitched at least five innings in five of his six starts, striking out at least six in each of his last five.

- The Yellow Jackets are 6-0 in games started by **McKee** this season.

- Junior LHP **Brett Barfield** picked up his first career save, pitching the final three innings and allowing only one run on three hits, striking out a career high five batters on a career high 53 pitches.

Saturday Highlights - The Arms - GT 9 - ND 5

- Junior **Brady Jones** made his sixth Saturday start of the season, pitching 2.1 innings, including five consecutive strikeouts.

- Senior **Mason Patel** took over in the third, coming in with the bases loaded and one out and a two-run lead (5-3). He proceeded to get a three-pitch strikeout before inducing an inning ending groundout to escape the jam and set the tone for what would be yet another dominant outing.

- He would pitch a career-best 6.2 innings – the longest outing of any Yellow Jacket this season – while striking out seven and throwing only 73 pitches.

- He gave up one earned run on a solo homer, just his second earned run allowed over 29.2 innings of work.

- Patel would get the win, advancing to 7-0 on the season as he continues to be the only Tech pitcher this century to play a part in the winning result in every outing he appears in, seven victories and one save.

- His ERA rises to 0.61, still the best in the ACC and the second lowest in Division I among pitchers with at least one inning pitched per team game.

Sunday Highlights - The Arms - GT 10 - ND 2

- Tech pitching struck out 14 ND batters, the first time in the 21st century that GT has struck out 12 or more batters four games in a row.

- Tech pitching has struck out 245 batters this season while only walking 95 for a K/BB ratio of 2.58 – the highest through 24 games since 2019.

- R-Soph. **Riley Stanford** made his sixth Sunday start of the season, pitching 3.0 innings and striking out three while only surrendering one earned run.

- R-Soph **Caden Gaudette** took over in the fourth inning, striking out two around a base hit. He has struck out at least one batter in all but one of his nine appearances this season, especially impressive when considering he has only thrown more than one inning on three of those appearances.

- Senior **Jaylen Paden** completely shut down the Notre Dame offense, pitching 3.0 innings and allowing only two base runners while striking out a season-high five.

- He would collect the win, polishing the seventh inning off with a pair of Ks after the offense struck for four in the top of the inning to give Tech a 6-2 lead.

- Junior **Caden Spivey** shut the door for the final two frames, recording four strikeouts around a hit and two walks against his former team.

- **Spivey** continues to be a weapon out of the bullpen, pitching 8.1 scoreless innings as a reliever.

Jacket Arms - ERA under 4.00

Name	Innings Pitched	Class	ERA
Mason Patel	29.2	Sr.	0.61
Jaylen Paden	10.2	Sr.	0.84
Cooper McMullen	6.1	Fr.	1.42
Kayden Campbell	6.2	Jr.	2.70
Tate McKee	30.1	So.	2.97
Brett Barfield	6.0	Jr.	3.00
Caden Spivey	12.2	Jr.	3.55

Jacket Arms - K/9 over 10.0 (minimum 6 IP)

Name	Innings Pitched	Class	K/9
Jaylen Paden	10.2	Sr.	14.11
Caden Gaudette	11.1	R-So	13.78
Caden Spivey	12.2	Jr.	13.28
Cole Royer	6.2	Fr.	13.06
Brady Jones	18.1	Jr.	12.93
Tate McKee	30.1	So.	11.66
Kayden Campbell	6.2	Jr.	11.61
Brett Barfield	6.0	Jr.	10.5
Carson Ballard	11.2	R-So	10.45
Riley Stanford	21.1	R-So	10.24

MISCELLANEOUS**Jim Poole Number - John Giesler**

Georgia Tech baseball continues the legacy of former Yellow Jacket standout and Major League Baseball relief pitcher Jim Poole, who passed away from ALS in October of 2023, by designating a student-athlete each year to wear his No. 21 jersey. The student-athlete selected must exemplify Poole's characteristics both on and off the field.

This year, senior infielder John Giesler becomes the third Yellow Jacket to earn the honor, continuing the tradition begun by Jack Rubenstein in 2023 and Ben King last season.

"I am excited that John Giesler will wear number 21 this year," Head Coach Danny Hall said. "Jim Poole was part of an era in Georgia Tech Baseball that established us as a national power. Jim's prowess on the mound and in the classroom set the bar high for future Yellow Jacket players and teams. John exemplifies those same character traits of excellence on the field and in the classroom. As a two-time Captain he is the ultimate "Tech Man" to honor Jim's legacy."

Giesler, a sixth-year senior from Marietta, Ga. (Walton HS) will wear No. 21, having shown a longstanding commitment to Poole's ideals – self-determination, a strong academic work ethic, and high moral fiber on and off the field. Giesler is a five-time member of the ACC Academic Honor Roll, a two-time academic all-district honoree and earned Academic All-America (3rd Team) in 2023. He is currently pursuing a master's degree in real estate development.

On the diamond, Giesler is entering his second season as team captain. He is a career .308 hitter for the Yellow Jackets and set career highs in doubles (17), home runs (10) and RBI (43) last season while delivering a .990 fielding percentage in 41 games in the corner infield. He will be a key piece of the Jackets' offense again in 2025 as Tech strives for its 36th NCAA Regional berth and fifth in Giesler's career in White and Gold.

"Simply put, this is the greatest honor I have ever been given," Giesler said. "From knowing Jim and knowing who he was as a person, I don't feel deserving but I am incredibly honored. I will do everything I can this year to wear this number with respect and honor him and his family the best I can."

ABOUT JIM POOLE

Poole arrived on The Flats in 1985 and had an immediate impact, as Georgia Tech baseball would win the first of four-straight ACC Tournament Championships. During his four years, he pitched in 120 games and struck out 263 batters in 188 innings. He still ranks first in the Tech record book with 22 career saves, including 10 as a junior and nine as a senior. He was named all-ACC his last two seasons. Poole would be enshrined into the Georgia Tech Sports Hall of Fame just nine years later in 1997.

A stellar worker in the classroom, Poole elected not to turn professional after being selected in the 34th round of the 1987 MLB Draft by the LA Dodgers, and returned to Georgia Tech for his senior year, recording a 2.03 ERA and 113 strikeouts in only 71 innings. Once again, the LA Dodgers would call his name in the 1988 MLB Draft, this time taking him in the ninth round. He would return to

graduate from the Institute with a degree in electrical engineering in 1990.

Poole played 11 years in the major leagues, predominantly with the Baltimore Orioles, Cleveland Indians, and San Francisco Giants. In 431 games played, he finished with 22 victories and a 4.31 ERA, as well as 256 strikeouts and four saves. He helped pitch Cleveland to two American League Championship Series (1995, 1998), making it to the 1995 World Series where he would face the Atlanta Braves.

Following his retirement at the end of the 2000 season, Poole returned to Georgia Tech to join the Alexander-Tharpe Fund as a fundraiser and supporter of the baseball program. He then began serving as the pitching coach at Johns Creek High School in 2010, teaching many young men about pitching mechanics, while also conveying his personal pitching philosophy.

He later joined the business world as a Personal Wealth Advisor for the Baseball Division of BIP Wealth.

After being diagnosed with ALS in 2021, Poole worked tirelessly to raise awareness for the disease. In addition to serving on MLB ALS boards, he also worked with Georgia Tech, who together hosted an ALS Awareness Day during the 2022 baseball season, with Tech wearing Jim Poole shirts and both teams wearing honorary wristbands. Professional players also wore the shirt. Tech later designated the number 21 each year to be worn by a student-athlete who exemplify Poole's ideals – self-determination, a strong academic work ethic, and high moral fiber on and off the field.

Every 90 minutes, someone is diagnosed with ALS, or Lou Gehrig's disease, with an estimated 30,000 people living with ALS in the United States at any given time. Primarily affecting people between the ages of 40 and 70, ALS is a progressive neurodegenerative disease that affects nerve cells in the brain and the spinal cord. There is no known cure.

For more information about ALS, visit www.ALS.org.

GAME-WINNING PLAYS

Game-winning plays are ones that give Tech the lead or break a tie en route to win

Game	Play	Inning	Final
vs. ODU	Waugh RBI single	8th	3-2
vs. ODU	Burress Grand Slam	9th	7-3
vs. ODU	Waugh RBI single	7th	7-4
at GASO	Hernandez RBI groundout	3rd	5-3
vs. Marshall	Burress 2-run HR	1st	12-1 (7)
vs. Marshall	Daniel scores on error	2nd	11-6
vs. UWG	Schmidt 2-run HR	6th	16-7
vs. WMU	Burress 2-run HR	1st	16-4
vs. WMU	Kerce RBI double	2nd	14-1 (7)
vs. WMU	Wild Pitch Scores Brosius	2nd	13-3(7)
vs. KSU	Lodise 2-run HR	3rd	11-4
at VT	Hernandez RBI single	9th	4-3
at VT	Daniel RBI double	9th	8-6
vs. GSU	Schmidt RBI single	7th	4-2
vs. Pitt	Kerce RBI single	2nd	10-1
vs. Pitt	Schmidt scored on an error	1st	11-1 (7)
vs. GWU	Hernandez 2-RBI single	1st	14-6
at ND	Lodise Solo HR	1st	18-7 (8)
at ND	Kerce RBI Double	2nd	9-5
at ND	Baker RBI Single	7th	10-2
at KSU	Brosius RBI Single	2nd	15-4

Italics indicates Walk-Off hit

GAME-WINNING RBI LEADERS

Player	2025	Career at GT
Drew Burress	3	9
John Giesler	0	5
Parker Brosius	1	5
Alex Hernandez	3	3
Carson Kerce	3	3
Nathan Waugh	2	2
Kent Schmidt	2	2
Kyle Lodise	2	2
Caleb Daniel	1	1
Will Baker	1	1

CAREER WALK-OFF HITS

Player (Date)	Play	Inning	Final
Parker Brosius (3/8/24 vs. YSU)	2-RBI double	8th	15-5
Parker Brosius (4/2/24 vs. Presbyterian)	RBI bunt single	7th	9-8
John Giesler (4/23/24 vs. KSU)	2-run HR	7th	13-2
Drew Burress (2/15/25 vs. ODU)	Grand Slam	9th	7-3
Alex Hernandez (3/2/25 vs. WMU)	2-run HR	7th	13-3

MISCELLANEOUS

ATOP THE CONFERENCE

- Georgia Tech baseball ranks among the most prolific winners in ACC history.

MOST ACC TOURNAMENT TITLES, SINCE 2000

	Titles	Years
Florida State	6	2002, 2004, 2010, 2015, 2017, 2018
Georgia Tech	5	2000, 2003, 2005, 2012, 2014
North Carolina	4	2007, 2013, 2019, 2022
Clemson	3	2006, 2016, 2023
Duke	2	2021, 2024
Virginia	2	2009, 2011

MOST ACC REGULAR-SEASON, DIVISIONAL TITLES SINCE 1994

	Titles	Regular-Season Years (Divisional)
Florida State	14	1996, 1998, 1999, 2001, 2002, 2003 (2007, 2008, 2009, 2010*, 2011, 2012, 2013, 2014)
North Carolina	8	(2006, 2007, 2009, 2012, 2013, 2017, 2018, 2024)
Georgia Tech	7	1997, 2000, 2004, 2005 (2011, 2019, 2021)
Clemson	6	1994, 1995 (2006, 2010*, 2018, 2024)
Louisville	5	(2015, 2016, 2017, 2019, 2022)
Miami	4	(2008, 2014, 2015, 2016)

GEORGIA TECH'S MOST COMMON OPPONENTS

	Games	First Meeting	Series Record
Georgia	389	1898	UGA leads 219-168-2
Auburn	247	1897	AU leads 128-113-5
Clemson	242	1902	CU leads 121-118-3
Mercer	175	1897	GT leads 117-58
North Carolina	158	1901	GT leads 83-75
NC State	143	1921	GT leads 81-62
Duke	142	1903	GT leads 101-41
Ga. Southern	142	1947	GT leads 110-32
Virginia	138	1924	GT leads 79-64-2
Wake Forest	123	1898	GT leads 76-46-1

- The Jackets will face their top four most common opponents again in 2025 but will not play North Carolina, NC State or Wake Forest in the regular season.

- Tech extended it's winning streak against Georgia Southern to six games in a row, dating back to 2022, with a 5-3 win in Statesboro on Feb. 18, 2025 - featuring 5.1 perfect innings from **Mason Patel** along with back-to-back home runs from **Kyle Lodise** and **Drew Burress**.



2025 ACC PRESEASON POLL

1. Virginia (13)	251
2. Florida State (2)	230
3. North Carolina	217
4. Clemson (1)	214
5. Duke	182
6. Wake Forest	171
7. NC State	168
8. Stanford	143
9. Louisville	128
10. Georgia Tech	113
11. Miami	87
12. Virginia Tech	85
13. California	60
14 Pitt	52
15. Notre Dame	44
16. Boston College	31

2025 ACC STANDINGS - WEEK 7

School	ACC	Overall
Florida State	5-1	21-3
Georgia Tech	7-2	21-4
Wake Forest	7-2	20-6
Clemson	4-2	24-4
NC State	4-2	17-8
Stanford	5-4	16-6
Duke	5-4	17-9
California	5-4	14-10
Louisville	3-3	18-6
North Carolina	4-5	19-6
Virginia Tech	4-5	16-8
Pitt	2-4	15-9
Virginia	3-6	12-10
Boston College	3-6	11-11
Miami	1-5	14-11
Notre Dame	1-8	13-9

2025 HONORS

DREW BURRESS

Preseason 1st Team All-American (D1 Baseball)
 Preseason 1st Team All-American (NCBWA)
 Golden Spikes Award (Watch List)
 Preseason ACC Player of the Year (D1 Baseball)
 No. 1 Sophomore in College Baseball (Perfect Game)
 ACC Player of the Week - March 17

MASON PATEL

ACC Co-Pitcher of the Week - Feb. 24

2025 MLB #PROJACKETS

Joey Bart, C	Pirates
Buck Farmer, RHP	Braves
Justyn-Henry Malloy, OF	Tigers
Brant Hurter, LHP	Tigers
Kyle McCann, C	Athletics
Connor Thomas, LHP	Brewers
Kristian Campbell, INF	Red Sox

2025 ACC TOURNAMENT

Beginning this spring with the 2025 ACC Baseball Championship in Durham, North Carolina, all 16 teams in the ACC will compete in a single-elimination championship. The championship will remain six days as it has in previous years, running from Tuesday, May 20, through Sunday, May 25, 2025, from Durham Bulls Athletic Park.

"There's once again tremendous excitement surrounding ACC Baseball and today's announcement will bring an improved championship experience for our student-athletes, coaches, and fans alike," stated ACC Commissioner Jim Phillips Ph.D. "Nationally, the ACC is once again well-represented in the preseason polls and award lists. After what we know will be a highly competitive regular season, we look forward to showcasing all 16 baseball teams in Durham this May."

Since 2006, the ACC Baseball Championship has been played in a pool play or round-robin style format. The tournament last expanded its field size in 2017, moving from 10 to 12 teams.

Under the new format, the top four seeds in the championship will be based off the performance in the regular season and will receive a double-bye into the quarterfinal round, which is scheduled to be held on Thursday and Friday. Seeds five through eight will earn a bye into Wednesday's second round. Seeds 9-16 will begin play with four first round games on Tuesday.

LET'S BRAG ABOUT BURRESS

"Burress is as big a star as you'll find in college baseball, the reigning D1Baseball Freshman of the Year and a 2024 first-team All-American after hitting .381/.512/.821 with 25 homers. He's a no-brainer first-team preseason All-American as a sophomore, and our preseason pick for ACC Player of the Year."

– **D1Baseball**

- In 2024, Drew Burress established himself as one of the best hitters in college baseball and one of the most exciting prospects to watch leading up to the 2026 draft. If he can continue his historic run through the ranks of NCAA Baseball, every MLB front office will be begging for Burress to become the next face of the franchise.

- Burress hit 25 home runs last season, one shy of the Georgia Tech program record (set by Kevin Parada in 2022) and two shy of the NCAA freshman home run record set by Tommy White (NC State) in 2022 as well.

"If he continues to crush the ball at anything mirroring his current rate, he could follow in [Dylan] Crews' footsteps and reach his high ceiling when he's eligible for the 2026 Draft."

– **Jesus Cano, MLB.com**

- Burress can claim to have an unofficial piece of the GT home run record since he hit a home run against Georgia that would ultimately not be recorded officially after the game was ended due to rain.

- Last year, Burress became the 1st Yellow Jacket to ever slug over .800 with at least 200 at bats. His .821 slugging percentage led all Division I freshman and 6th overall among those with 200+ ABs.

- Not only did Burress turn heads with his bat but he also set the Georgia Tech record for the most assists by an outfielder in a single season, gunning down 10 runners from his spot in center field.

"He has thunderous bat speed and does a nice job creating leverage in his swing, and shows off plus power, especially to the pull side."

– **Peter Flaherty, Baseball America**

- This season, Burress has placed an emphasis on showing off his base running. After stealing 8 bags on 10 attempts last year, Burress feels that his speed isn't getting enough attention & looks to amend that in 2025.

- He became the fastest Yellow Jacket in program history to reach 30 career home runs – doing so in just 73 games, a full 20 games faster than the previous record holder, Kevin Parada and faster than legendary Tech sluggers such as Jason Varitek, Mark Teixeira and Nomar Garciaparra

"From Day 1, you never thought he was a freshman. He's a very mature kid. He doesn't mix any words about it. He wants to be a first-round pick. He wants to be the best player in the country. That's what drives him. That's his passion. He is one of those guys that makes everybody around him better. Every day."

– **Danny Hall, ABCA Hall of Famer**

GEORGIA TECH'S TRIPLE CROWN WINNERS

Year	Player	HR	RBI	AVG
1958	Earl Moore	4	15	.287
1959	Roger Kaiser	4	32	.373
1960	George Inman	7	24	.360
1968	Ted Tomasovich	5	38	.381
1975	Frank Turner	2	30	.376
1991	Andy Bruce	22*	96*	.345
1992	Jason Varitek*	11	52	.406*
1993	Jason Varitek	22*	72	.404
1994	Jay Payton	20	102*	.434*
1997	Mark Fischer	24*	98	.354
1999	Mark Teixeira	13	65	.387
2016	Matt Gonzalez	11	54	.378
2024	Drew Burress	25	67	.381

* denotes is/was school record

italics indicates member of College Baseball Hall of Fame

ACTIVE NCAA D1 CAREER SLUGGING % LEADERS

Rank	Player	School	Class	Slug %
1	Drew Burress	Georgia Tech	Soph.	.788
2	Nolan Schubart	Oklahoma St.	Jr.	.723
3	Jared Jones	LSU	Jr.	.720
4	Grant Jay	Dallas Baptist	Jr.	.715
5	John Bay	Austin Peay	Sr.	.708
5	Dalton Beck	LSU	Sr.	.708
7	Logan Sutter	Purdue	Sr.	.696
8	Jack Moroknek	Butler	Jr.	.695
9	Ethan Petry	South Carolina	Jr.	.682
10	Kade Lewis	Wake Forest	Soph.	.679

* minimum of 200 career ABs


ACTIVE NCAA CAREER SLUGGING % LEADERS - All Divisions

Rank	Player	School	Div.	Slug %
1	Mackenzie Wainwright	Lenoir-Rhyne	2	.930
2	Adam Paniagua	Regis (Colo.)	2	.854
3	Kolby Felix	Colorado Mesa	2	.805
4	Adam Cootway	Wisc-Whitewater	3	.799
5	Caden Robertson	Central Okla.	2	.792
6	Drew Burress	Georgia Tech	1	.788
7	Brevin McCool	Lubbock Christian	2	.782
8	Jesse Velders	MSU Denver	2	.781
9	Caleb Cyr	Johns Hopkins	3	.758
9	Andrew Mazzone	Claremont-M-S	3	.758

* minimum of 200 career ABs

2025 RECORD BREAKDOWN

	ACC	Overall
Overall	7-2	21-4
Home	2-1	14-3
Road	5-1	7-1
Neutral	0-0	0-0
Day Games	6-2	16-4
Night Games (6 p.m. or later)	1-0	5-0
Yellow Jackets Score First	5-2	13-3
Opponent Scores First	2-0	8-1
Yellow Jackets Score in 1st inning	3-2	11-3
Walk-off Victories	0-0	2-0
As a Ranked Team (All Polls)	0-0	0-0
Vs. Ranked Team (All Polls)	0-0	0-0
Vs. LHP (starter)	0-2	7-3
Vs. RHP (starter)	7-0	14-2
Yellow Jacket Starter 6+ IP	1-0	1-0
Yellow Jacket Starter 7+ IP	0-0	0-0
Yellow Jacket Starter 8+ IP	0-0	0-0
Hitting A Home Run	3-2	16-2
Not Hitting A Home Run	4-0	5-2
Out Hit Opponent	7-0	20-1
Get Out Hit By Opponent	0-1	1-2
Equal Number of Hits	0-1	0-1
February	0-0	8-2
March	4-2	13-2
April	0-0	0-0
May	0-0	0-0
June	0-0	0-0
Monday	0-0	0-1
Tuesday	0-0	4-0
Wednesday	0-0	2-0
Thursday	0-0	0-0
Friday	3-0	6-0
Saturday	2-1	4-2
Sunday	2-1	5-1
One-Run Games	1-0	2-0
Two-Run Games	1-1	3-2
Three-Run Games	0-1	1-1
Four+ Run Games	5-0	15-1
Leading After 6	5-0	16-2
Trailing After 6	1-2	2-2
Tied After 6	1-0	3-0
Leading After 7	4-0	14-1
Trailing After 7	1-2	2-3
Tied After 7	1-0	1-0
Leading After 8	4-0	13-0
Trailing After 8	1-2	2-4
Tied After 8	1-0	1-0
Shutouts	0-0	0-0
Extra Innings	0-0	0-0
Score 0-5 Runs	1-1	4-2
Score 6-9 Runs	2-0	4-1
Score 10+ Runs	4-1	13-1
Allow 0-5 Runs	5-0	16-1
Allow 6+ Runs	2-2	5-3
Commit 0 Errors	1-2	7-4
Commit 1 Error	3-0	8-0
Commit 2+ Errors	3-0	6-0

HALL OF FAME COACH

- **Danny Hall** is in his 32nd season at Georgia Tech and his 38th overall as a head coach in 2025. He is the winningest baseball coach in Tech history with 1,214 wins.
- Hall, who won his 1,400th career game on April 14, 2024 and his 1,200th win at Georgia Tech on May 12, 2024, stands second among active Division I coaches in career victories entering the 2025 season.
- Prior to the 2024 season, Hall was named to the ABCA Hall of Fame.
 - In his career – both as an assistant and head coach – Hall has been part of over 1,600 victories and seven trips to the College World Series.
 - Hall has led Tech to the NCAA Tournament on 22 occasions and guided the Jackets to the NCAA College World Series in 1994, 2002 and 2006 -- the program's only three berths.
- He announced on March 27th that 2025 will be his final year on The Flats. Closing the book on one of the greatest careers in college baseball history

HALL BY THE NUMBERS

1,432	Career wins as a head coach
1,224	Wins at Georgia Tech
163	Total draft picks coached at Tech
144	All-ACC honors
121	All-American selections by 46 GT players
52	Tech's school record for wins set in 2002
29	Freshman all-Americans
22	NCAA Regional appearances at Tech
18	Top-two ACC offensive finishes
19	Academic all-America honors by GT players
15	Yellow Jackets drafted in the first round
7	ACC regular season/division titles ('97, '00, '04, '05, '11, '19, '21)
6	NCAA Super Regional appearances at Tech
5	ACC tournament titles (2000, 2003, 2005, 2012, 2014)
3	ACC tournament titles (2000, 2003, 2005, 2012, 2014)

WINNINGEST ACTIVE DIVISION I BASEBALL COACHES

Name	Seasons	Current School	At School Since	Wins	Losses	Ties	Win %
Paul Mainieri	40	South Carolina	2025	1522	786	7	.659
Danny Hall	38	Georgia Tech	1994	1432	778	1	.648
Elliott Avent	37	NC State	1996	1277	834	2	.605
Dave Van Horn	32	Arkansas	2003	1277	628	0	.670
Rich Hill	38	Hawaii	2022	1191	803	4	.597
Steve Owens	34	Rutgers	2020	1057	592	3	.641
Rick Heller	38	Iowa	2014	1055	787	5	.573
Tim Corbin	29	Vanderbilt	2003	1047	586	1	.641
Mike Bianco	28	Ole Miss	2001	1025	619	1	.623
Rich Maloney	30	Ball St.	2013	1005	655	2	.605

Coach Hall's .648 win percentage is 17th among the 142 head coaches across Division I with a minimum of 10 seasons coached

TEAM GAME HIGHS**Batting**

At bats41 - at Notre Dame (March 21)
 Runs scored.....18 - at Notre Dame (March 21)
 Hits16 - vs Western Michigan (Feb 28)
 Hits18 - vs Western Michigan (Mar 01)
 RBIs18 - at Notre Dame (March 21)
 Doubles7 - vs Marshall (Feb 23)
7 - vs Western Michigan (Mar 02)
 Triples1 - (6 times)
 Home runs4 - vs Western Michigan (Feb 28)
4 - vs Pitt (March 16)
4 - at Notre Dame (March 21)
 Total bases34 - at Notre Dame (March 21)
 Walks12 - at Notre Dame (March 21)
 Strikeouts14 - at Notre Dame (March 23)
 Sac hits3 - vs Old Dominion (Feb 14)
 Sac flies2 - (7 times)
 Stolen bases6 - vs West Georgia (Feb 26)
6 - at Virginia Tech (Mar 07)
 Hit by pitch4 - vs Marshall (Feb 22)
4 - vs Marshall (Feb 23)
4 - vs Western Michigan (Mar 02)
 Caught stealing1 - (5 times)
1 - vs Western Michigan (Mar 02)
 Runners LOB14 - vs Marshall (Feb 22)
 Hit into DP1 - (11 times)

Fielding

Putouts27 - (18 times)
 Assists15 - vs Marshall (Feb 23)
 Errors2 - (6 times)
 Passed balls3 - vs. Gardner-Webb (Mar 18)
 DPs turned2 - vs Old Dominion (Feb 14)
2 - vs Pitt (March 15)

Pitching

Innings pitched9.0 - (16 times)
 Runs allowed12 - vs Marshall (Feb 24)
12 - vs Pitt (March 16)
 Earned runs12 - vs Marshall (Feb 24)
 Walks allowed7 - vs Old Dominion (Feb 15)
7 - at Virginia Tech (Mar 09)
7 - vs Pitt (March 16)
 Strikeouts16 - vs Old Dominion (Feb 15)
 Hits allowed16 - vs Marshall (Feb 24)
 Doubles allowed4 - vs Pitt (March 16)
 Triples allowed1 - vs Marshall (Feb 21)
1 - vs Kennesaw State (Mar 04)
1 - at Notre Dame (March 21)
 Homers allowed4 - vs Marshall (Feb 24)
 Wild pitches2 - vs West Georgia (Feb 26)
2 - vs Western Michigan (Mar 02)
2 - vs Kennesaw State (Mar 04)
2 - vs. Gardner-Webb (Mar 18)
 Hit batters8 - vs Marshall (Feb 23)

INDIVIDUAL GAME HIGHS**Batting**

At bats:6 - Kyle Lodise at Virginia Tech (Mar 09)
 Runs scored:5 - Caleb Daniel at Notre Dame (March 21)
 Hits:4 - Kyle Lodise at Notre Dame (March 21)
4 - Caleb Daniel at Notre Dame (March 21)
 RBIs:6 - Alex Hernandez vs Pitt (March 16)
 Doubles:2 - (9 times)
 Triples:1 - (6 times)
 Home runs:2 - Alex Hernandez vs Pitt (March 16)
 Total bases:8 - Alex Hernandez vs Pitt (March 16)
8 - Drew Burress vs Pitt (March 16)
 Walks:4 - Alex Hernandez at Notre Dame (March 21)
 Strikeouts:3 - (5 times)
 Sac hits:1 - (10 times)
 Sac flies:1 - (23 times)
 Stolen bases:2 - (6 times)
 Hit by pitch:2 - Vahn Lackey vs Marshall (Feb 23)
 Caught stealing:1 - (5 times)
 Runners LOB:5 - Alex Hernandez vs W. Michigan (Mar 02)
5 - Parker Brosius at Notre Dame (March 21)

Fielding

Putouts:15 - Kent Schmidt vs Georgia State (Mar 11)
 Assists:7 - Carson Kerce vs Georgia State (Mar 11)
 Errors:1 - (20 times)
 Passed balls:2 - Drew Rogers vs Western Michigan (Feb 28)
2 - Drew Rogers vs. Gardner-Webb (Mar 18)

Pitching

Innings pitched:6.2 - Mason Patel at Notre Dame (March 22)
 Runs allowed:5 - Riley Stanford at Virginia Tech (Mar 09)
 Earned runs:4 - Riley Stanford at Virginia Tech (Mar 09)
 Walks allowed:5 - Riley Stanford vs Western Michigan (Mar 02)
 Strikeouts:10 - Tate McKee vs Western Michigan (Feb 28)
 Hits allowed:7 - Tate McKee vs Western Michigan (Feb 28)
7 - Riley Stanford vs Western Michigan (Mar 02)
 Doubles allowed:2 - (8 times)
 Triples allowed:1 - Tate McKee vs Marshall (Feb 21)
1 - Caden Spivey vs Kennesaw State (Mar 04)
1 - Tate McKee at Notre Dame (March 21)
 Homers allowed:2 - Sam Swygert at Virginia Tech (Mar 08, 2025)
 Wild pitches:2 - Kayden Campbell vs Western Michigan (Mar 02)
 Hit batters:5 - Riley Stanford vs Marshall (Feb 23)

STARTERS

STARTING PITCHERS GAME-BY-GAME

STARTING PITCHER RECORDS

PITCHER	2025 Starts	2025 Record	GT Career Record
Tate McKee	6	4-0	7-2
Brady Jones	6	2-0	2-0
Riley Stanford	6	0-0	0-0
Connor Chicoli	3	0-0	0-0
Caden Spivey	2	0-0	0-0
Alex Hernandez	1	0-0	0-0
Sam Swygert	1	0-0	0-0

* CAREER RECORD IS RECORD AS A STARTER (NOT OVERALL)

PITCHER	DATE	OPPONENT	DEC.	IP	H	R	ER	BB	SO	NP	SCORE W/LEFT	FINAL
Tate McKee	2/14	Old Dominion	ND	5.0	2	1	0	2	3	72	1-1	W, 3-2
Brady Jones	2/15	Old Dominion	ND	0.0	1	3	3	3	0	22	0-3	W, 7-3
Riley Stanford	2/16	Old Dominion	ND	4.0	5	1	1	1	5	68	0-1	W, 7-4
Connor Chicoli	2/18	at GASO	ND	2.0	5	3	3	0	0	30	1-3	W, 5-3
Tate McKee	2/21	Marshall	WIN	5.0	3	1	1	2	6	75	9-1	W, 12-1
Brady Jones	2/22	Marshall	ND	5.0	1	1	1	2	7	70	1-1	L, 2-4
Riley Stanford	2/23	Marshall	ND	4.0	2	3	1	2	3	76	5-3	W, 11-6
Caden Spivey	2/24	Marshall	ND	3.0	2	2	2	2	3	61	5-2	L, 8-12
Connor Chicoli	2/26	West Georgia	ND	4.0	6	3	3	0	3	57	5-3	W, 16-7
Tate McKee	2/28	Western Michigan	WIN	5.0	7	3	3	2	10	85	8-4	W, 16-4
Brady Jones	3/1	Western Michigan	WIN	5.0	3	1	0	3	9	89	5-1	W, 14-1
Riley Stanford	3/2	Western Michigan	ND	4.0	7	3	3	5	6	98	8-3	W, 13-3
Caden Spivey	3/4	Kennesaw State	ND	1.1	4	4	3	2	3	42	2-4	W, 11-4
Tate McKee	3/7	at Virginia Tech	ND	4.1	4	3	2	2	7	97	2-3	W, 4-3
Brady Jones	3/8	at Virginia Tech	ND	2.0	1	3	3	4	2	51	1-3	L, 5-8
Riley Stanford	3/9	at Virginia Tech	ND	3.0	4	5	4	4	3	52	6-5	W, 8-6
Connor Chicoli	3/11	vs. Georgia St.	ND	4.0	2	0	0	2	2	71	2-0	W, 4-2
Tate McKee	3/14	vs. Pitt	WIN	6.0	2	1	1	2	6	94	7-1	W, 10-1
Brady Jones	3/15	vs. Pitt	WIN	4.0	5	0	0	3	3	74	2-0	W, 11-1
Riley Stanford	3/16	vs. Pitt	ND	3.1	2	3	3	2	4	62	6-3	L, 10-12
Alex Hernandez	3/18	vs. Gardner-Webb	ND	3.0	1	2	2	1	0	39	11-2	W, 14-6
Tate McKee	3/21	at Notre Dame	WIN	5.0	5	3	3	1	7	101	13-3	W, 18-7
Brady Jones	3/22	at Notre Dame	ND	2.1	4	3	2	2	5	54	5-3	W, 9-5
Riley Stanford	3/23	at Notre Dame	ND	3.0	2	2	1	1	3	57	2-2	W, 10-2
Sam Swygert	3/25	at Kennesaw St.	ND	1.0	1	1	1	0	1	15	1-1	W, 15-4

STARTING PITCHER STATS

(All games Sorted by Earned run avg)

Player	era	w-l	app	gs	cg	sho	sv	ip	h	r	er	bb	so	2b	3b	hr	b/avg	wp	hp	bk	sfa	sha
Tate McKee	2.97	4-0	6	6	0	0/0	0	30.1	23	12	10	11	39	6	2	2	.211	1	2	1	1	0
Brady Jones	4.42	2-0	6	6	0	0/0	0	18.1	15	11	9	17	26	1	0	1	.217	2	3	0	0	1
Connor Chicoli	5.40	0-0	3	3	0	0/0	0	10.0	13	6	6	2	5	4	0	1	.333	0	0	0	1	1
Riley Stanford	5.48	0-0	6	6	0	0/0	0	21.1	22	17	13	15	24	4	0	4	.278	0	9	0	0	3
Alex Hernandez	6.00	0-0	1	1	0	0/0	0	3.0	1	2	2	1	0	0	0	1	.111	0	1	0	0	0
Sam Swygert	9.00	0-0	1	1	0	0/0	0	1.0	1	1	1	0	1	0	0	1	.250	0	0	0	0	0
Caden Spivey	10.38	0-0	2	2	0	0/0	0	4.1	6	6	5	4	6	1	1	0	.316	1	1	0	1	0
Totals	4.69	6-0	25	25	0	0/0	0	88.1	81	55	46	50	101	16	3	10	.247	4	16	1	3	5
Opponents	10.36	2-11	25	25	0	0/0	0	86.0	127	108	99	56	74	38	2	21	.339	10	11	0	8	4

BULLPEN GAME-BY-GAME

OPPONENT	DATE	W-L-S	PITCHERS	INN.	IP	H	R-ER	BB-SO
Old Dominion	Feb. 14	1-0-0	Ballard, Paden (W)	6th	4.0	4	1-1	0-7
Old Dominion	Feb. 15	1-0-0	Gaudette, Spivey, Swygert, Barfield, McMullen, Royer (W)	1st	9.0	3	0-0	4-16
Old Dominion	Feb. 16	1-0-1	Bursema, Campbell (W), Evans, Hernandez (SV)	5th	5.0	4	3-3	4-9
at GASO	Feb. 18	1-0-1	Patel (W), Gaudette, Paden (SV)	3rd	7.0	2	0-0	1-12
Marshall	Feb. 21	0-0-0	Swygert, Campbell	6th	2.0	1	0-0	0-2
Marshall	Feb. 22	0-1-0	Ballard, Gaudette, McMullen	6th	4.0	4	3-3	2-4
Marshall	Feb. 23	1-0-0	Bursema, Patel (W), Royer, Lankie, Johnson	5th	5.0	6	3-3	2-4
Marshall	Feb. 24	0-1-0	Swygert, Gaudette, Hernandez, Campbell, Musci, Barfield	4th	6.0	14	10-10	3-7
West Georgia	Feb. 26	1-0-0	Barfield, Royer, Patel, Johnson, McKelvey	5th	5.0	8	4-4	1-5
Western Michigan	Feb. 28	0-0-1	Bursema, Gaudette, Ballard (SV)	6th	4.0	1	1-1	0-3
Western Michigan	March 1	0-0-0	Swygert, Paden	6th	2.0	2	0-0	1-2
Western Michigan	March 2	1-0-0	McMullen (W), Campbell	5th	3.0	2	0-0	1-4
Kennesaw State	March 4	1-0-0	Patel (W), Gaudette, Swygert, Hernandez, Royer	2nd	7.2	6	0-0	1-9
at Virginia Tech	March 7	1-0-0	Patel (W)	5th	4.2	0	0-0	1-2
at Virginia Tech	March 8	0-1-0	Ballard (L), Swygert, Campbell, Gaudette	3rd	7.0	8	5-5	0-5
at Virginia Tech	March 9	1-0-1	Paden, Spivey (W), Barfield, McMullen (SV)	4th	6.0	3	1-1	3-6
vs. Georgia St	March 11	1-0-0	McMullen, Swygert, Ballard, Barfield, Patel (W)	5th	5.0	1	4-2	4-0
vs. Pitt	March 14	0-0-0	Spivey, Royer	7th	3.0	1	0-0	3-4
vs. Pitt	March 15	0-0-1	Patel (SV)	5th	3.0	3	1-1	1-4
vs. Pitt	March 16	0-1-0	Gaudette, Barfield, Swygert (L), Campbell, McMullen, McKelvey, Chicoli	4th	5.2	11	9-9	5-5
vs. Gardner-Webb	March 18	1-0-0	Johnson (W), Royer, Evans, Lankie, Ballard	4th	6.0	6	4-1	2-12
at Notre Dame	March 21	0-0-1	Johnson, Barfield (SV)	6th	3.0	5	4-4	0-5
at Notre Dame	March 22	1-0-0	Patel (W)	3rd	6.2	4	2-1	0-7
at Notre Dame	March 23	1-0-0	Gaudette, Paden (W), Spivey	4th	6.0	4	0-0	2-11
at Kennesaw St.	March 25	1-0-0	Ballard (W), Campbell, Royer, Lankie	2nd	6.0	5	3-3	3-9

BULLPEN STATS

(All games Sorted by Earned run avg)

Player	era	w-l	app	gs	cg	sho	sv	ip	h	r	er	bb	so	2b	3b	hr	b/avg	wp	hp	bk	sfa	sha
Caden Spivey	0.00	1-0	4	0	0	0/0	0	8.1	3	0	0	7	12	0	0	0	.111	0	0	0	0	1
Mason Patel	0.61	7-0	8	0	0	0/0	1	29.2	13	3	2	4	28	3	0	1	.129	1	3	0	0	0
Jaylen Paden	0.84	2-0	5	0	0	0/0	1	10.2	5	1	1	3	16	0	0	0	.135	0	2	0	0	0
Cooper McMullen	1.42	1-0	6	0	0	0/0	1	6.1	3	1	1	5	4	1	0	0	.158	0	1	0	0	1
Kayden Campbell	2.70	1-0	7	0	0	0/0	0	6.2	7	2	2	1	8	2	0	1	.259	3	2	0	0	0
Brett Barfield	3.00	0-0	7	0	0	0/0	1	6.0	7	2	2	2	7	1	0	2	.292	0	2	0	0	0
Caden Gaudette	4.76	0-0	9	0	0	0/0	0	11.1	13	6	6	3	17	3	0	1	.295	0	0	0	2	1
Cole Royer	5.40	1-0	7	0	0	0/0	0	6.2	9	4	4	4	9	2	0	0	.346	3	2	0	1	0
Sam Swygert	5.56	0-1	8	0	0	0/0	0	11.1	12	7	7	3	12	4	0	2	.261	1	2	0	1	0
Ryan Johnson	6.75	1-0	4	0	0	0/0	0	4.0	4	3	3	0	7	1	0	1	.250	1	2	0	0	0
Carson Ballard	6.94	1-2	7	0	0	0/0	1	11.2	15	9	9	2	13	5	0	1	.306	0	2	0	0	0
Alex Hernandez	9.00	0-1	3	0	0	0/0	1	3.0	2	3	3	2	3	0	0	1	.182	0	0	0	0	0
Jake Lankie	9.00	0-0	3	0	0	0/0	0	3.0	5	3	3	0	7	2	0	0	.357	0	0	0	0	0
Connor Chicoli	9.00	0-0	1	0	0	0/0	0	1.0	3	1	1	0	2	0	0	0	.600	0	0	0	1	0
Adam McKelvey	9.00	0-0	2	0	0	0/0	0	1.0	1	1	1	1	1	0	0	0	.333	0	0	0	0	0
Porter Bursema	13.50	0-0	3	0	0	0/0	0	2.2	3	4	4	3	6	0	0	0	.300	0	4	0	1	0
Joshua Evans	13.50	0-0	2	0	0	0/0	0	0.2	2	4	1	3	1	0	0	0	.400	1	1	0	0	0
Thorpe Musci	27.00	0-0	1	0	0	0/0	0	0.2	1	2	2	1	1	0	0	1	.333	1	0	0	0	0
Totals	3.75	15-4	25	0	0	0/0	6	124.2	108	56	52	44	154	24	0	11	.231	11	23	0	6	3
Opponents	8.79	2-10	25	0	0	0/0	3	114.2	157	135	112	95	111	38	4	16	.330	19	19	1	15	6

2025 OVERALL STATS

@GTBASEBALL
Overall Statistics for Georgia Tech (as of Mar 25, 2025)
(All games Sorted by Batting avg)

Record: 21-4 Home: 14-3 Away: 7-1 ACC: 7-2

Player	avg	gp-gs	ab	r	h	2b	3b	hr	rbi	tb	slg%	bb	hp	so	gdp	ob%	sf	sh	sb-att	po	a	e	fld%
Kent Schmidt	.415	21-21	82	26	34	11	0	2	26	51	.622	12	3	12	0	.485	4	0	4-4	147	3	0	1.000
Carson Kerce	.400	25-24	75	21	30	10	0	0	19	40	.533	14	2	10	1	.495	2	2	5-7	21	53	1	.987
Kyle Lodise	.380	25-25	100	36	38	13	1	9	28	80	.800	21	4	21	1	.500	1	0	7-7	23	56	4	.952
Vahn Lackey	.351	25-25	94	20	33	5	0	1	18	41	.436	10	5	19	1	.425	4	1	8-9	172	23	4	.980
Alex Hernandez	.351	25-25	97	25	34	5	2	8	37	67	.691	17	1	17	2	.437	4	0	2-2	49	20	2	.972
Caleb Daniel	.343	20-19	70	25	24	6	1	3	12	41	.586	12	4	6	0	.465	0	0	2-2	21	11	0	1.000
Drew Burress	.337	25-25	98	36	33	13	0	8	31	70	.714	24	2	19	0	.468	2	0	8-9	52	1	0	1.000
Parker Brosius	.270	25-22	74	14	20	5	1	0	16	27	.365	13	3	24	0	.387	3	5	13-13	39	1	3	.930
Tyler Neises	.262	22-14	61	12	16	4	1	1	12	25	.410	11	2	13	1	.387	1	0	3-3	13	1	2	.875

Drew Rogers	.250	11-8	28	4	7	0	0	3	12	16	.571	2	0	16	0	.290	1	1	0-0	81	10	1	.989
Will Baker	.240	13-5	25	8	6	2	0	1	6	11	.440	4	0	8	1	.333	1	1	0-0	8	14	0	1.000
Nathan Waugh	.240	14-7	25	8	6	2	0	1	6	11	.440	8	1	9	1	.441	0	0	0-1	0	0	0	.000
John Giesler	.188	9-5	16	3	3	0	0	0	0	3	.188	3	1	8	0	.350	0	0	0-0	0	0	0	.000
Connor Shouse	.000	6-0	4	3	0	0	0	0	0	0	.000	0	2	1	0	.333	0	0	1-1	0	0	0	.000
Nahanael Coupet	.000	5-0	2	0	0	0	0	0	0	0	.000	0	0	2	0	.000	0	0	0-0	3	0	0	1.000
Joshua Evans	.000	9-0	0	2	0	0	0	0	0	0	.000	0	0	0	0	.000	0	0	0-0	4	0	0	1.000
Totals	.334	25	851	243	284	76	6	37	223	483	.568	151	30	185	8	.441	23	10	53-58	639	216	20	.977
Opponents	.238	25	795	111	189	40	3	21	106	298	.375	94	39	255	9	.344	9	8	14-24	602	181	29	.964

LOB - Team (220), Opp (195). DPs turned - Team (12), Opp (11). IBB - Team (2), Burress, D 2, Opp (1). Picked off - Kerce, C 2.

(All games Sorted by Earned run avg)

Player	era	w-l	app	gs	cg	sho	sv	ip	h	r	er	bb	so	2b	3b	hr	b/avg	wp	hp	bk	sfa	sha
Mason Patel	0.61	7-0	8	0	0	0/0	1	29.2	13	3	2	4	28	3	0	1	.129	1	3	0	0	0
Tate McKee	2.97	4-0	6	6	0	0/0	0	30.1	23	12	10	11	39	6	2	2	.211	1	2	1	1	0
Riley Stanford	5.48	0-0	6	6	0	0/0	0	21.1	22	17	13	15	24	4	0	4	.278	0	9	0	0	3

Jaylen Paden	0.84	2-0	5	0	0	0/0	1	10.2	5	1	1	3	16	0	0	0	.135	0	2	0	0	0
Cooper McMullen	1.42	1-0	6	0	0	0/0	1	6.1	3	1	1	5	4	1	0	0	.158	0	1	0	0	1
Kayden Campbell	2.70	1-0	7	0	0	0/0	0	6.2	7	2	2	1	8	2	0	1	.259	3	2	0	0	0
Brett Barfield	3.00	0-0	7	0	0	0/0	1	6.0	7	2	2	2	7	1	0	2	.292	0	2	0	0	0
Caden Spivey	3.55	1-0	6	2	0	0/0	0	12.2	9	6	5	11	18	1	1	0	.196	1	1	0	1	1
Brady Jones	4.42	2-0	6	6	0	0/0	0	18.1	15	11	9	17	26	1	0	1	.217	2	3	0	0	1
Caden Gaudette	4.76	0-0	9	0	0	0/0	0	11.1	13	6	6	3	17	3	0	1	.295	0	0	0	2	1
Cole Royer	5.40	1-0	7	0	0	0/0	0	6.2	9	4	4	4	9	2	0	0	.346	3	2	0	1	0
Connor Chicoli	5.73	0-0	4	3	0	0/0	0	11.0	16	7	7	2	7	4	0	1	.364	0	0	0	2	1
Sam Swygert	5.84	0-1	9	1	0	0/0	0	12.1	13	8	8	3	13	4	0	3	.260	1	2	0	1	0
Ryan Johnson	6.75	1-0	4	0	0	0/0	0	4.0	4	3	3	0	7	1	0	1	.250	1	2	0	0	0
Carson Ballard	6.94	1-2	7	0	0	0/0	1	11.2	15	9	9	2	13	5	0	1	.306	0	2	0	0	0
Alex Hernandez	7.50	0-1	4	1	0	0/0	1	6.0	3	5	5	3	3	0	0	2	.150	0	1	0	0	0
Jake Lankie	9.00	0-0	3	0	0	0/0	0	3.0	5	3	3	0	7	2	0	0	.357	0	0	0	0	0
Adam McKelvey	9.00	0-0	2	0	0	0/0	0	1.0	1	1	1	1	1	0	0	0	.333	0	0	0	0	0
Porter Buursema	13.50	0-0	3	0	0	0/0	0	2.2	3	4	4	3	6	0	0	0	.300	0	4	0	1	0
Joshua Evans	13.50	0-0	2	0	0	0/0	0	0.2	2	4	1	3	1	0	0	0	.400	1	1	0	0	0
Thorpe Musci	27.00	0-0	1	0	0	0/0	0	0.2	1	2	2	1	1	0	0	1	.333	1	0	0	0	0
Totals	4.14	21-4	25	25	0	0/0	6	213.0	189	111	98	94	255	40	3	21	.238	15	39	1	9	8
Opponents	9.46	4-21	25	25	0	0/0	3	200.2	284	243	211	151	185	76	6	37	.334	29	30	1	23	10

PB - Team (6), Rogers, D 5, Lackey, V 1, Opp (7). Pickoffs - Team (2), Stanford, R 1, Lackey, V 1, Opp (2). SBA/ATT - Lackey, V (10-14), Rogers, D (4-10), McKee, T (4-7), Stanford, R (4-7), Royer, C (0-2), Gaudette, C (2-2), Jones, B (0-1), Hernandez, A (1-1), Spivey, C (1-1), McMullen, C (0-1), Patel, M (1-1), Chicoli, C (1-1).

2025 ACC STATS

@GTBASEBALL
Conference statistics for Georgia Tech (as of Mar 23, 2025)
(ACC games only Sorted by Batting avg)

Record: 7-2 Home: 2-1 Away: 5-1 ACC: 7-2

Player	avg	gp-gs	ab	r	h	2b	3b	hr	rbi	tb	slg%	bb	hp	so	gdp	ob%	sf	sh	sb-att	po	a	e	fld%
Carson Kerce	.433	9-9	30	6	13	2	0	0	11	15	.500	8	0	4	0	.538	1	1	3-4	7	22	1	.967
Kyle Lodise	.405	9-9	42	11	17	5	1	5	11	39	.929	5	0	8	1	.468	0	0	3-3	7	17	1	.960
Caleb Daniel	.378	9-9	37	15	14	3	1	2	10	25	.676	4	2	5	0	.465	0	0	0-0	13	0	0	1.000
Kent Schmidt	.357	6-6	28	5	10	4	0	0	5	14	.500	1	0	6	0	.367	1	0	0-0	50	2	0	1.000
Alex Hernandez	.333	9-9	33	11	11	0	2	2	11	21	.636	11	0	7	0	.489	1	0	2-2	22	12	2	.944
Vahn Lackey	.297	9-9	37	6	11	1	0	0	8	12	.324	5	0	9	0	.364	2	0	4-5	81	7	3	.967
Drew Burress	.289	9-9	38	14	11	6	0	3	8	26	.684	7	1	7	0	.413	0	0	2-2	18	0	0	1.000
Parker Brosius	.192	9-8	26	6	5	1	0	0	2	6	.231	6	0	8	0	.344	0	3	4-4	9	1	0	1.000
Tyler Neises	.192	9-6	26	4	5	2	0	0	4	7	.269	5	1	7	1	.344	0	0	2-2	5	0	1	.833

Will Baker	.231	5-3	13	4	3	1	0	1	5	7	.538	2	0	3	1	.313	1	0	0-0	6	9	0	1.000
John Giesler	.200	6-3	10	2	2	0	0	0	0	2	.200	2	1	5	0	.385	0	0	0-0	0	0	0	.000
Drew Rogers	.000	2-1	2	0	0	0	0	0	0	0	.000	0	0	1	0	.000	0	0	0-0	7	1	0	1.000
Nahanael Coupet	.000	1-0	0	0	0	0	0	0	0	0	.000	0	0	0	0	.000	0	0	0-0	2	0	0	1.000
Nathan Waugh	.000	3-0	0	0	0	0	0	0	1	0	.000	2	1	0	0	1.000	0	0	0-0	0	0	0	.000
Joshua Evans	.000	3-0	0	1	0	0	0	0	0	0	.000	0	0	0	0	.000	0	0	0-0	2	0	0	1.000
Totals	.317	9	322	85	102	25	4	13	76	174	.540	58	6	70	3	.423	6	4	20-22	231	82	9	.972
Opponents	.234	9	291	45	68	15	1	11	43	118	.405	36	14	89	2	.344	2	4	4-8	230	76	8	.975

LOB - Team (81), Opp (71). DPs turned - Team (4), Opp (3). IBB - Team (1), Burress, D 1, Opp (1). Picked off - Kerce, C 1.

(ACC games only Sorted by Earned run avg)

Player	era	w-l	app	gs	cg	sho	sv	ip	h	r	er	bb	so	2b	3b	hr	b/avg	wp	hp	bk	sfa	sha
Mason Patel	1.26	2-0	3	0	0	0/0	1	14.1	7	3	2	2	13	1	0	1	.143	0	2	0	0	0
Tate McKee	3.52	2-0	3	3	0	0/0	0	15.1	11	7	6	5	20	3	1	2	.196	0	1	1	1	0
Brady Jones	5.40	1-0	3	3	0	0/0	0	8.1	10	6	5	9	10	1	0	0	.286	1	1	0	0	0
Riley Stanford	7.71	0-0	3	3	0	0/0	0	9.1	8	10	8	7	10	2	0	3	.235	0	2	0	0	2

Caden Spivey	0.00	1-0	3	0	0	0/0	0	5.1	2	0	0	6	7	0	0	0	.118	0	0	0	0	1
Cole Royer	0.00	0-0	1	0	0	0/0	0	1.0	0	0	0	1	2	0	0	0	.000	1	1	0	0	0
Cooper McMullen	0.00	0-0	2	0	0	0/0	1	1.0	0	0	0	1	0	0	0	0	.000	0	0	0	0	0
Jaylen Paden	1.35	1-0	2	0	0	0/0	0	6.2	4	1	1	1	9	0	0	0	.160	0	2	0	0	0
Brett Barfield	2.45	0-0	3	0	0	0/0	1	3.2	5	1	1	0	6	1	0	1	.313	0	1	0	0	0
Kayden Campbell	2.70	0-0	2	0	0	0/0	0	3.1	4	1	1	0	2	2	0	0	.286	1	1	0	0	0
Caden Gaudette	7.36	0-0	3	0	0	0/0	0	3.2	5	3	3	2	4	2	0	0	.357	0	0	0	0	1
Connor Chicoli	9.00	0-0	1	0	0	0/0	0	1.0	3	1	1	0	2	0	0	0	.600	0	0	0	1	0
Carson Ballard	18.00	0-1	1	0	0	0/0	0	1.0	3	2	2	0	0	1	0	1	.500	0	0	0	0	0
Sam Swygert	20.25	0-1	2	0	0	0/0	0	2.2	4	6	6	1	4	2	0	2	.333	0	1	0	0	0
Adam McKelvey	27.00	0-0	1	0	0	0/0	0	0.1	0	1	1	1	0	0	0	0	.000	0	0	0	0	0
Ryan Johnson	99.00	0-0	1	0	0	0/0	0	0.0	2	3	3	0	0	0	0	1	1.000	0	2	0	0	0
Totals	4.68	7-2	9	9	0	0/0	3	77.0	68	45	40	36	89	15	1	11	.234	3	14	1	2	4
Opponents	8.69	2-7	9	9	0	0/0	2	76.2	102	85	74	58	70	25	4	13	.317	8	6	0	6	4

PB - Team (0), Opp (4). Pickoffs - Team (0), Opp (1). SBA/ATT - Lackey, V (4-7), McKee, T (1-2), Stanford, R (1-2), Rogers, D (0-1), Patel, M (1-1), Spivey, C (1-1), Jones, B (0-1), McMullen, C (0-1).

2025 SEASON SUMMARY

@GTBASEBALL
Games Summary for Georgia Tech (as of Mar 26, 2025)
(All games)

Score by innings	1	2	3	4	5	6	7	8	9	Total
Georgia Tech	29	41	29	15	23	45	32	12	17	243
Opponents	10	11	19	12	9	20	16	6	8	111

Record when ...

Overall	21-4	After 6 leading	16-2
Conference	7-2 trailing	2-2
Non-Conference	14-2 tied	3-0
Home games	14-3	After 7 leading	13-1
Away games	7-1 trailing	2-3
Neutral site	0-0 tied	1-0
Day games	17-4	After 8 leading	12-0
Night games	4-0 trailing	2-4
vs Left starter	9-1 tied	1-0
vs Right starter	12-3		
1-Run games	2-0	Hit 0 home runs	5-2
2-Run games	3-2	... 1 home run	7-0
5+Run games	13-0	... 2+ home runs	9-2
Extra innings	0-0		
Shutouts	0-0	Opponent 0 home runs	11-0
	 1 home run	9-2
Scoring 0-2 runs	0-1 2+ HRs	1-2
..... 3-5 runs	4-1		
..... 6-9 runs	4-1	Made 0 errors	7-4
..... 10+ runs	13-1 1 error	8-0
	 2+ errors	6-0
Opponent 0-2 runs	7-0		
..... 3-5 runs	9-1	Opp. made 0 errors	7-1
..... 6-9 runs	5-1 1 error	7-2
..... 10+ runs	0-2 2+ errors	7-1
Scored in 1st inning	11-3	Out-hit opponent	20-1
Opp. scored in 1st	7-0	Out-hit by opponent	1-2
Scores first	13-3	Hits are tied	0-1
Opp. scores first	8-1		

Record when team scores:

Runs	0	1	2	3	4	5	6	7	8	9	10+
W-L	0-0	0-0	0-1	1-0	2-0	1-1	0-0	2-0	1-1	1-0	13-1

Record when opponent scores:

Runs	0	1	2	3	4	5	6	7	8	9	10+
W-L	0-0	4-0	3-0	4-0	4-1	1-0	3-0	2-0	0-1	0-0	0-2

Record when leading after:

Inn.	1	2	3	4	5	6	7	8
W-L	9-3	14-2	15-2	16-2	17-2	16-2	13-1	12-0

Record when trailing after:

Inn.	1	2	3	4	5	6	7	8
W-L	5-0	5-1	4-1	2-1	3-1	2-2	2-3	2-4

Record when tied after:

Inn.	1	2	3	4	5	6	7	8
W-L	7-1	2-1	2-1	3-1	1-1	3-0	1-0	1-0

Current winning streak: 5

Longest winning streak: 6

Longest losing streak: 1

Home attendance : 21218 (17 dates avg = 1248)

Away attendance : 6613 (8 dates avg = 826)

Total attendance: 27831 (25 dates avg = 1113)

2025 SITUATIONAL STATS

@GTBASEBALL
Batting Analysis for Georgia Tech (as of Mar 26, 2025)
(All games Sorted by Player Name)

Player	vs left			vs right			w/runners			w/bases empty			w/bases loaded			as leadoff			fly	gnd	fly/
	h	ab	avg	h	ab	avg	h	ab	avg	h	ab	avg	h	ab	avg	rch	op	pct	out	out	gnd
Will Baker	0	6	.000	6	19	.316	4	19	.211	2	6	.333	0	1	.000	1	4	.250	7	5	1.4
Parker Brosius	2	24	.083	18	50	.360	14	47	.298	6	27	.222	1	3	.333	4	13	.308	24	13	1.8
Drew Burress	10	29	.345	23	69	.333	18	54	.333	15	44	.341	3	6	.500	7	16	.438	29	16	1.8
Nahanael Coupet	0	0	.000	0	2	.000	0	2	.000	0	0	.000	0	1	.000	0	0	.000	0	0	0.0
Caleb Daniel	5	17	.294	19	53	.358	12	35	.343	12	35	.343	0	0	.000	8	16	.500	24	17	1.4
John Giesler	2	12	.167	1	4	.250	2	8	.250	1	8	.125	0	0	.000	2	5	.400	2	2	1.0
Alex Hernandez	10	33	.303	24	64	.375	23	59	.390	11	38	.289	2	5	.400	10	22	.455	26	22	1.2
Carson Kerce	10	25	.400	20	50	.400	16	41	.390	14	34	.412	1	4	.250	12	24	.500	25	13	1.9
Vahn Lackey	11	32	.344	22	62	.355	21	54	.389	12	40	.300	1	2	.500	10	27	.370	21	25	0.8
Kyle Lodise	9	28	.321	29	72	.403	15	44	.341	23	56	.411	0	2	.000	25	41	.610	22	17	1.3
Tyler Neises	3	14	.214	13	47	.277	12	40	.300	4	21	.190	1	3	.333	5	11	.455	15	14	1.1
Drew Rogers	2	9	.222	5	19	.263	5	19	.263	2	9	.222	1	2	.500	2	5	.400	2	5	0.4
Kent Schmidt	16	33	.485	18	49	.367	23	55	.418	11	27	.407	1	2	.500	7	12	.583	25	15	1.7
Connor Shouse	0	0	.000	0	4	.000	0	4	.000	0	0	.000	0	1	.000	1	1	1.000	0	2	0.0
Nathan Waugh	1	10	.100	5	15	.333	5	19	.263	1	6	.167	0	0	.000	4	7	.571	4	4	1.0
Totals	81	27	.298	203	57	.351	170	50	.340	114	35	.325	11	32	.344	98	20	.480	226	170	1.3
Opponents	17	59	.288	172	73	.234	86	38	.225	103	41	.249	7	27	.259	77	21	.362	167	191	0.9

Player	pinch hitting			w/runners in scoring pos			w/runner on 3rd and LT 2 out			with 2 outs			success adv runners			2- rnrns			rch	rch	kl
	h	ab	avg	h	ab	avg	rbi	op	pct	h	ab	avg	adv	op	pct	rbi	w/o	lob	err	fc	kl
Will Baker	1	4	.250	3	10	.300	3	4	.750	2	9	.222	10	22	.455	0	7	7	1	0	0
Parker Brosius	1	1	1.000	10	29	.345	5	8	.625	9	27	.333	33	63	.524	8	11	24	1	3	6
Drew Burress	0	0	.000	14	32	.438	5	7	.714	12	31	.387	33	63	.524	9	8	19	3	5	4
Nahanael Coupet	0	1	.000	0	2	.000	0	0	.000	0	2	.000	0	2	.000	0	0	4	0	0	0
Caleb Daniel	1	1	1.000	4	21	.190	1	2	.500	10	28	.357	23	42	.548	6	3	15	0	3	2
John Giesler	0	2	.000	1	7	.143	0	0	.000	0	5	.000	4	9	.444	0	0	4	1	0	0
Alex Hernandez	0	0	.000	15	42	.357	10	14	.714	8	33	.242	41	70	.586	10	9	30	2	3	4
Carson Kerce	0	0	.000	13	29	.448	9	10	.900	11	26	.423	28	50	.560	8	8	23	1	3	3
Vahn Lackey	0	0	.000	11	31	.355	9	13	.692	8	24	.333	34	61	.557	5	14	19	1	4	10
Kyle Lodise	0	0	.000	6	24	.250	4	6	.667	9	27	.333	26	50	.520	10	2	16	3	4	9
Tyler Neises	1	4	.250	9	27	.333	3	5	.600	3	23	.130	24	45	.533	4	6	14	3	1	8
Drew Rogers	0	0	.000	5	14	.357	3	6	.500	2	12	.167	7	21	.333	3	2	10	0	0	3
Kent Schmidt	0	0	.000	18	36	.500	7	9	.778	10	26	.385	38	62	.613	4	15	18	0	1	4
Connor Shouse	0	4	.000	0	4	.000	0	0	.000	0	3	.000	2	4	.500	0	0	4	1	1	1
Nathan Waugh	1	3	.333	3	13	.231	2	6	.333	1	6	.167	9	20	.450	3	1	8	0	2	2
Totals	5	20	.250	112	32	.349	61	90	.678	85	28	.301	312	58	.534	70	86	220	17	30	56
Opponents	6	30	.200	54	22	.243	38	53	.717	58	25	.225	182	44	.411	26	46	195	12	27	70

Success Advancing Runners = percentage of times the batter advanced at least one runner during a plate appearance

#Rnrns Adv w/Out = TOTAL number of runners advanced when the player made an out

TEAM GAME-BY-GAME - Hitting

Date	Opponent	ab	r	h	rbi	2b	3b	hr	tb	bb	ibb	sb	cs	hbp	sac	sf	gdp	k	po	a	e	lob	avg
Feb 14	OLD DOMINION	24	3	3	3	1	0	1	7	5	0	0	0	1	3	0	1	7	27	9	1	6	.125
Feb 15	OLD DOMINION	31	7	6	7	1	0	1	10	7	0	1	0	0	0	0	1	13	27	7	1	7	.164
Feb 16	OLD DOMINION	34	7	11	6	4	0	1	18	3	0	2	0	2	0	2	0	10	27	5	1	10	.225
Feb 18	at Georgia Southern	34	5	9	5	3	0	2	18	4	0	2	1	1	0	0	1	8	27	8	0	7	.236
Feb 21	MARSHALL	31	12	13	11	4	0	3	26	7	0	2	0	0	0	2	0	4	21	5	0	10	.273
Feb 22	MARSHALL	34	2	7	2	3	0	0	10	5	0	0	0	4	0	0	0	2	27	8	0	14	.261
Feb 23	MARSHALL	36	11	15	11	7	0	2	28	1	0	5	0	4	2	2	0	6	27	15	2	10	.286
Feb 24	MARSHALL	33	8	9	7	2	0	0	11	8	0	3	1	2	0	1	1	8	27	9	0	9	.284
Feb 26	WEST GEORGIA	39	16	17	15	4	1	3	32	9	0	6	0	1	0	2	0	6	27	11	0	11	.304
Feb 28	WESTERN MICHIG	38	16	15	16	3	1	4	32	4	0	1	0	2	0	0	0	5	27	9	1	4	.314
Mar 01	WESTERN MICHIG	34	14	18	14	4	0	1	25	3	0	3	0	1	0	2	0	6	21	8	1	8	.334
Mar 02	WESTERN MICHIG	30	13	14	12	7	0	1	24	5	0	3	1	4	0	1	0	4	21	8	0	9	.344
Mar 04	KENNESAW STAT	34	11	13	10	1	0	2	20	6	1	0	0	1	0	2	0	11	27	6	2	8	.347
*Mar 07	at Virginia Tech	35	4	9	4	0	0	0	9	7	0	6	1	0	0	0	0	9	27	7	2	11	.340
*Mar 08	at Virginia Tech	35	5	9	5	3	1	2	20	3	0	0	0	0	1	0	0	9	24	14	0	7	.335
*Mar 09	at Virginia Tech	35	8	11	7	3	1	0	16	7	1	2	1	2	1	1	0	10	27	10	1	11	.333
Mar 11	GEORGIA STATE	29	4	7	4	1	0	1	11	8	0	3	0	0	0	1	1	6	27	13	0	10	.329
*Mar 14	PITTSBURGH	33	10	10	9	2	0	1	15	7	0	1	0	1	1	0	0	3	27	9	0	8	.327
*Mar 15	PITTSBURGH	32	11	12	8	6	0	0	18	10	0	5	0	0	0	2	0	4	21	7	1	13	.330
*Mar 16	PITTSBURGH	37	10	12	10	4	0	4	28	3	0	1	0	3	0	1	1	11	27	12	0	7	.329
Mar 18	GARDNER-WEBB	36	14	13	11	3	0	0	16	8	0	2	0	0	0	1	0	8	27	6	2	7	.331
*Mar 21	at Notre Dame	41	18	17	18	3	1	4	34	12	0	1	0	0	0	1	1	6	24	9	1	12	.336
*Mar 22	at Notre Dame	38	9	13	9	3	1	2	24	2	0	1	0	0	0	1	1	4	27	7	2	5	.336
*Mar 23	at Notre Dame	36	10	9	6	1	0	0	10	7	0	3	0	0	1	0	0	14	27	7	2	7	.332
Mar 25	at Kennesaw State	32	15	12	13	3	0	2	21	10	0	0	0	1	1	1	0	11	21	7	0	9	.334
Totals		851	243	284	223	76	6	37	483	151	2	53	5	30	10	23	8	185	639	216	20	220	.334

TEAM GAME-BY-GAME - Pitching

Date	Opponent	ip	h	r	er	bb	so	2b	3b	hr	wp	bk	hbp	dp	ibb	score	w-l	sv	era
Feb 14	OLD DOMINION	9.0	6	2	1	2	10	1	0	0	0	0	1	2	0	3-2	1-0	0	1.00
Feb 15	OLD DOMINION	9.0	4	3	3	7	16	0	0	0	0	0	2	0	0	7-3	2-0	0	2.00
Feb 16	OLD DOMINION	9.0	9	4	4	5	14	0	0	1	0	0	2	0	0	7-4	3-0	1	2.67
Feb 18	at Georgia Southern	9.0	7	3	3	1	12	2	0	1	0	0	0	0	0	5-3	4-0	2	2.75
Feb 21	MARSHALL	7.0	4	1	1	2	8	1	1	0	0	0	0	0	0	12-1	5-0	2	2.51
Feb 22	MARSHALL	9.0	5	4	4	4	11	0	0	1	0	0	1	0	0	2-4	5-1	2	2.77
Feb 23	MARSHALL	9.0	8	6	4	4	7	3	0	0	0	0	8	0	0	11-6	6-1	2	2.95
Feb 24	MARSHALL	9.0	16	12	12	5	10	3	0	4	1	0	2	0	0	8-12	6-2	2	4.11
Feb 26	WEST GEORGIA	9.0	14	7	7	1	8	3	0	1	2	0	0	1	0	16-7	7-2	2	4.44
Feb 28	WESTERN MICHIG	9.0	8	4	4	2	13	3	0	0	1	0	3	0	0	16-4	8-2	3	4.40
Mar 01	WESTERN MICHIG	7.0	5	1	0	4	11	0	0	0	1	0	1	1	0	14-1	9-2	3	4.07
Mar 02	WESTERN MICHIG	7.0	9	3	3	6	10	2	0	0	2	0	2	1	0	13-3	10-2	3	4.06
Mar 04	KENNESAW STAT	9.0	10	4	3	3	12	2	1	0	2	0	0	0	0	11-4	11-2	3	3.97
*Mar 07	at Virginia Tech	9.0	4	3	2	3	9	2	0	1	0	0	1	0	0	4-3	12-2	3	3.83
*Mar 08	at Virginia Tech	8.0	9	8	8	4	7	3	0	3	1	0	2	1	0	5-8	12-3	3	4.15
*Mar 09	at Virginia Tech	9.0	7	6	5	7	9	1	0	1	0	0	3	0	1	8-6	13-3	4	4.20
Mar 11	GEORGIA STATE	9.0	3	2	2	6	2	1	0	0	0	0	2	1	0	4-2	14-3	4	4.07
*Mar 14	PITTSBURGH	9.0	3	1	1	5	10	1	0	0	1	1	2	0	0	10-1	15-3	4	3.89
*Mar 15	PITTSBURGH	7.0	8	1	1	4	7	2	0	0	0	0	0	2	0	11-1	16-3	5	3.78
*Mar 16	PITTSBURGH	9.0	13	12	12	7	9	4	0	1	1	0	1	0	0	10-12	16-4	5	4.21
Mar 18	GARDNER-WEBB	9.0	7	6	3	3	12	1	0	1	2	0	1	1	0	14-6	17-4	5	4.15
*Mar 21	at Notre Dame	8.0	10	7	7	1	12	0	1	3	0	0	3	1	0	18-7	18-4	6	4.31
*Mar 22	at Notre Dame	9.0	8	5	3	2	12	0	0	1	0	0	1	0	0	9-5	19-4	6	4.25
*Mar 23	at Notre Dame	9.0	6	2	1	3	14	2	0	1	0	0	1	0	0	10-2	20-4	6	4.11
Mar 25	at Kennesaw State	7.0	6	4	4	3	10	3	0	1	1	0	0	1	0	15-4	21-4	6	4.14
Totals		213.0	189	111	98	94	255	40	3	21	15	1	39	12	1	243-111	21-4	6	4.14

GT BASEBALL CAREER STATS - AT GEORGIA TECH

Will Baker

Year	avg	gp-gs	ab	r	h	2b	3b	hr	rbi	tb	slg%	bb	hbp	so	gdp	ob%	sf	sh	sb-att	po	a	e	fld%
2025	.240	13-5	25	8	6	2	0	1	6	11	.440	4	0	8	1	.333	1	1	0-0	8	14	0	1.000
TOTAL	.240	13-5	25	8	6	2	0	1	6	11	.440	4	0	8	1	.333	1	1	0-0	8	14	0	1.000

Carson Ballard

Year	avg	gp-gs	ab	r	h	2b	3b	hr	rbi	tb	slg%	bb	hbp	so	gdp	ob%	sf	sh	sb-att	po	a	e	fld%
2024	.000	0-0	0	0	0	0	0	0	0	0	.000	0	0	0	0	.000	0	0	0-0	3	2	3	.625
2025	.000	0-0	0	0	0	0	0	0	0	0	.000	0	0	0	0	.000	0	0	0-0	1	1	0	1.000
TOTAL	.000	0-0	0	0	0	0	0	0	0	0	.000	0	0	0	0	.000	0	0	0-0	4	3	3	.700

Year	era	w-l	app	gs	cq	sho	sv	ip	h	r	er	bb	so	2b	3b	hr	bf	bavg	wp	hbp	bk	sfa	sha
2024	4.41	2-2	13	6	0	0/1	1	34.2	38	22	17	9	26	7	0	6	148	.286	1	2	1	1	3
2025	6.94	1-2	7	0	0	0/0	1	11.2	15	9	9	2	13	5	0	1	53	.306	0	2	0	0	0
TOTAL	5.05	3-4	20	6	0	0/1	2	46.1	53	31	26	11	39	12	0	7	201	.291	1	4	1	1	3

Brett Barfield

Year	avg	gp-gs	ab	r	h	2b	3b	hr	rbi	tb	slg%	bb	hbp	so	gdp	ob%	sf	sh	sb-att	po	a	e	fld%
2024	.000	0-0	0	0	0	0	0	0	0	0	.000	0	0	0	0	.000	0	0	0-0	0	1	1	.500
2025	.000	0-0	0	0	0	0	0	0	0	0	.000	0	0	0	0	.000	0	0	0-0	1	0	0	1.000
TOTAL	.000	0-0	0	0	0	0	0	0	0	0	.000	0	0	0	0	.000	0	0	0-0	1	1	1	.667

Year	era	w-l	app	gs	cq	sho	sv	ip	h	r	er	bb	so	2b	3b	hr	bf	bavg	wp	hbp	bk	sfa	sha
2024	6.75	0-0	16	0	0	0/0	0	16.0	22	15	12	10	18	6	0	1	83	.314	0	3	0	0	0
2025	3.00	0-0	7	0	0	0/0	1	6.0	7	2	2	2	7	1	0	2	28	.292	0	2	0	0	0
TOTAL	5.73	0-0	23	0	0	0/0	1	22.0	29	17	14	12	25	7	0	3	111	.309	0	5	0	0	0

Parker Brosius

Year	avg	gp-gs	ab	r	h	2b	3b	hr	rbi	tb	slg%	bb	hbp	so	gdp	ob%	sf	sh	sb-att	po	a	e	fld%
2023	.182	30-0	11	7	2	0	0	0	1	2	.182	2	0	2	0	.308	0	0	1-1	11	1	0	1.000
2024	.298	46-33	114	31	34	7	1	2	28	49	.430	25	6	20	0	.442	2	3	9-9	66	0	1	.985
2025	.270	25-22	74	14	20	5	1	0	16	27	.365	13	3	24	0	.387	3	5	13-13	39	1	3	.930
TOTAL	.281	101-55	199	52	56	12	2	2	45	78	.392	40	9	46	0	.415	5	8	23-23	116	2	4	.967

Drew Burress

Year	avg	gp-gs	ab	r	h	2b	3b	hr	rbi	tb	slg%	bb	hbp	so	gdp	ob%	sf	sh	sb-att	po	a	e	fld%
2024	.381	58-58	218	73	83	15	3	25	67	179	.821	58	5	37	6	.512	4	0	8-10	146	10	2	.987
2025	.337	25-25	98	36	33	13	0	8	31	70	.714	24	2	19	0	.468	2	0	8-9	52	1	0	1.000
TOTAL	.367	83-83	316	109	116	28	3	33	98	249	.788	82	7	56	6	.499	6	0	16-19	198	11	2	.991

Porter Buursema

Year	avg	gp-gs	ab	r	h	2b	3b	hr	rbi	tb	slg%	bb	hbp	so	gdp	ob%	sf	sh	sb-att	po	a	e	fld%
2025	13.50	0-0	3	0	0	0/0	0	2.2	3	4	4	3	6	0	0	0	18	.300	0	4	0	1	0
TOTAL	13.50	0-0	3	0	0	0/0	0	2.2	3	4	4	3	6	0	0	0	18	.300	0	4	0	1	0

GT BASEBALL CAREER STATS - AT GEORGIA TECH

Kayden Campbell

Year	era	w-l	app	gs	cq	sho	sv	ip	h	r	er	bb	so	2b	3b	hr	bf	bavg	wp	hbp	bk	sfa	sha
2025	2.70	1-0	7	0	0	0/0	0	6.2	7	2	2	1	8	2	0	1	30	.259	3	2	0	0	0
TOTAL	2.70	1-0	7	0	0	0/0	0	6.2	7	2	2	1	8	2	0	1	30	.259	3	2	0	0	0

Connor Chicoli

Year	avg	gp-gs	ab	r	h	2b	3b	hr	rbi	tb	slg%	bb	hbp	so	gdp	ob%	sf	sh	sb-att	po	a	e	fld%
2025	5.73	0-0	4	3	0	0/0	0	11.0	16	7	7	2	7	4	0	1	49	.364	0	0	0	2	1
TOTAL	5.73	0-0	4	3	0	0/0	0	11.0	16	7	7	2	7	4	0	1	49	.364	0	0	0	2	1

Nahanael Coupet

Year	avg	gp-gs	ab	r	h	2b	3b	hr	rbi	tb	slg%	bb	hbp	so	gdp	ob%	sf	sh	sb-att	po	a	e	fld%
2025	.000	5-0	2	0	0	0	0	0	0	0	.000	0	0	2	0	.000	0	0	0-0	3	0	0	1.000
TOTAL	.000	5-0	2	0	0	0	0	0	0	0	.000	0	0	2	0	.000	0	0	0-0	3	0	0	1.000

Caleb Daniel

Year	avg	gp-gs	ab	r	h	2b	3b	hr	rbi	tb	slg%	bb	hbp	so	gdp	ob%	sf	sh	sb-att	po	a	e	fld%
2025	.343	20-19	70	25	24	6	1	3	12	41	.586	12	4	6	0	.465	0	0	2-2	21	11	0	1.000
TOTAL	.343	20-19	70	25	24	6	1	3	12	41	.586	12	4	6	0	.465	0	0	2-2	21	11	0	1.000

Brett Denby

Year	avg	gp-gs	ab	r	h	2b	3b	hr	rbi	tb	slg%	bb	hbp	so	gdp	ob%	sf	sh	sb-att	po	a	e	fld%
2024	.000	4-0	0	0	0	0	0	0	0	0	.000	0	0	0	0	.000	0	0	0-0	0	1	0	1.000
TOTAL	.000	4-0	0	0	0	0	0	0	0	0	.000	0	0	0	0	.000	0	0	0-0	0	1	0	1.000

Year	era	w-l	app	gs	cq	sho	sv	ip	h	r	er	bb	so	2b	3b	hr	bf	bavg	wp	hbp	bk	sfa	sha
2024	99.00	0-0	1	0	0	0/0	0	0.0	2	2	2	2	0	0	0	0	4	1.000	1	0	0	0	0
TOTAL	99.00	0-0	1	0	0	0/0	0	0.0	2	2	2	2	0	0	0	0	4	1.000	1	0	0	0	0

Joshua Evans

Year	avg	gp-gs	ab	r	h	2b	3b	hr	rbi	tb	slg%	bb	hbp	so	gdp	ob%	sf	sh	sb-att	po	a	e	fld%
2025	.000	9-0	0	2	0	0	0	0	0	0	.000	0	0	0	0	.000	0	0	0-0	4	0	0	1.000
TOTAL	.000	9-0	0	2	0	0	0	0	0	0	.000	0	0	0	0	.000	0	0	0-0	4	0	0	1.000

Year	era	w-l	app	gs	cq	sho	sv	ip	h	r	er	bb	so	2b	3b	hr	bf	bavg	wp	hbp	bk	sfa	sha
2025	13.50	0-0	2	0	0	0/0	0	0.2	2	4	1	3	1	0	0	0	9	.400	1	1	0	0	0
TOTAL	13.50	0-0	2	0	0	0/0	0	0.2	2	4	1	3	1	0	0	0	9	.400	1	1	0	0	0

GT BASEBALL CAREER STATS - AT GEORGIA TECH

Caden Gaudette

Year	avg	gp-gs	ab	r	h	2b	3b	hr	rbi	tb	slg%	bb	hbp	so	gdp	ob%	sf	sh	sb-att	po	a	e	fld%
2024	.000	0-0	0	0	0	0	0	0	0	0	.000	0	0	0	0	.000	0	0	0-0	1	1	0	1.000
2025	.000	0-0	0	0	0	0	0	0	0	0	.000	0	0	0	0	.000	0	0	0-0	0	2	0	1.000
TOTAL	.000	0-0	0	0	0	0	0	0	0	0	.000	0	0	0	0	.000	0	0	0-0	1	3	0	1.000

Year	era	w-l	app	gs	cq	sho	sv	ip	h	r	er	bb	so	2b	3b	hr	bf	bavg	wp	hbp	bk	sfa	sha
2024	5.00	0-0	9	0	0	0/0	0	9.0	9	5	5	4	6	3	0	2	39	.273	1	1	0	0	1
2025	4.76	0-0	9	0	0	0/0	0	11.1	13	6	6	3	17	3	0	1	50	.295	0	0	0	2	1
TOTAL	4.87	0-0	18	0	0	0/0	0	20.1	22	11	11	7	23	6	0	3	89	.286	1	1	0	2	2

John Giesler

Year	avg	gp-gs	ab	r	h	2b	3b	hr	rbi	tb	slg%	bb	hbp	so	gdp	ob%	sf	sh	sb-att	po	a	e	fld%
2020	.250	3-0	4	0	1	0	0	0	0	1	.250	0	0	2	0	.250	0	0	0-0	0	2	0	1.000
2022	.323	22-6	31	6	10	1	0	1	8	14	.452	5	3	11	1	.450	1	0	0-0	20	0	0	1.000
2023	.333	47-41	156	34	52	13	2	8	37	93	.596	23	4	28	3	.422	4	0	3-3	234	24	6	.977
2024	.282	41-41	156	34	44	17	1	10	43	93	.596	20	5	37	8	.379	1	0	0-0	161	36	2	.990
2025	.188	9-5	16	3	3	0	0	0	0	3	.188	3	1	8	0	.350	0	0	0-0	0	0	0	.000
TOTAL	.303	122-93	363	77	110	31	3	19	88	204	.562	51	13	86	12	.402	6	0	3-3	415	62	8	.984

Alex Hernandez

Year	avg	gp-gs	ab	r	h	2b	3b	hr	rbi	tb	slg%	bb	hbp	so	gdp	ob%	sf	sh	sb-att	po	a	e	fld%
2025	.351	25-25	97	25	34	5	2	8	37	67	.691	17	1	17	2	.437	4	0	2-2	49	20	2	.972
TOTAL	.351	25-25	97	25	34	5	2	8	37	67	.691	17	1	17	2	.437	4	0	2-2	49	20	2	.972

Year	era	w-l	app	gs	cq	sho	sv	ip	h	r	er	bb	so	2b	3b	hr	bf	bavg	wp	hbp	bk	sfa	sha
2025	7.50	0-1	4	1	0	0/0	1	6.0	3	5	5	3	3	0	0	2	24	.150	0	1	0	0	0
TOTAL	7.50	0-1	4	1	0	0/0	1	6.0	3	5	5	3	3	0	0	2	24	.150	0	1	0	0	0

Ryan Johnson

Year	avg	gp-gs	ab	r	h	2b	3b	hr	rbi	tb	slg%	bb	hbp	so	gdp	ob%	sf	sh	sb-att	po	a	e	fld%
------	-----	-------	----	---	---	----	----	----	-----	----	------	----	-----	----	-----	-----	----	----	--------	----	---	---	------

Year	era	w-l	app	gs	cq	sho	sv	ip	h	r	er	bb	so	2b	3b	hr	bf	bavg	wp	hbp	bk	sfa	sha
2025	6.75	1-0	4	0	0	0/0	0	4.0	4	3	3	0	7	1	0	1	18	.250	1	2	0	0	0
TOTAL	6.75	1-0	4	0	0	0/0	0	4.0	4	3	3	0	7	1	0	1	18	.250	1	2	0	0	0

Brady Jones

Year	avg	gp-gs	ab	r	h	2b	3b	hr	rbi	tb	slg%	bb	hbp	so	gdp	ob%	sf	sh	sb-att	po	a	e	fld%
2025	.000	0-0	0	0	0	0	0	0	0	0	.000	0	0	0	0	.000	0	0	0-0	0	3	1	.750
TOTAL	.000	0-0	0	0	0	0	0	0	0	0	.000	0	0	0	0	.000	0	0	0-0	0	3	1	.750

Year	era	w-l	app	gs	cq	sho	sv	ip	h	r	er	bb	so	2b	3b	hr	bf	bavg	wp	hbp	bk	sfa	sha
2025	4.42	2-0	6	6	0	0/0	0	18.1	15	11	9	17	26	1	0	1	90	.217	2	3	0	0	1
TOTAL	4.42	2-0	6	6	0	0/0	0	18.1	15	11	9	17	26	1	0	1	90	.217	2	3	0	0	1

GT BASEBALL CAREER STATS - AT GEORGIA TECH

Carson Kerce

Year	avg	gp-gs	ab	r	h	2b	3b	hr	rbi	tb	slg%	bb	hbp	so	gdp	ob%	sf	sh	sb-att	po	a	e	fld%
2024	.282	50-35	131	27	37	5	0	2	25	48	.366	21	4	36	4	.392	2	6	2-2	27	74	5	.953
2025	.400	25-24	75	21	30	10	0	0	19	40	.533	14	2	10	1	.495	2	2	5-7	21	53	1	.987
TOTAL	.325	75-59	206	48	67	15	0	2	44	88	.427	35	6	46	5	.430	4	8	7-9	48	127	6	.967

Vahn Lackey

Year	avg	gp-gs	ab	r	h	2b	3b	hr	rbi	tb	slg%	bb	hbp	so	gdp	ob%	sf	sh	sb-att	po	a	e	fld%
2024	.214	36-26	84	14	18	2	0	4	15	32	.381	12	3	18	4	.330	1	3	1-1	237	18	3	.988
2025	.351	25-25	94	20	33	5	0	1	18	41	.436	10	5	19	1	.425	4	1	8-9	172	23	4	.980
TOTAL	.287	61-51	178	34	51	7	0	5	33	73	.410	22	8	37	5	.380	5	4	9-10	409	41	7	.985

Jake Lankie

Year	avg	gp-gs	ab	r	h	2b	3b	hr	rbi	tb	slg%	bb	hbp	so	gdp	ob%	sf	sh	sb-att	po	a	e	fld%
2025	.000	0-0	0	0	0	0	0	0	0	0	.000	0	0	0	0	.000	0	0	0-0	0	0	1	.000
TOTAL	.000	0-0	0	0	0	0	0	0	0	0	.000	0	0	0	0	.000	0	0	0-0	0	0	1	.000

Year	era	w-l	app	gs	cq	sho	sv	ip	h	r	er	bb	so	2b	3b	hr	bf	bavq	wp	hbp	bk	sfa	sha
2025	9.00	0-0	3	0	0	0/0	0	3.0	5	3	3	0	7	2	0	0	14	.357	0	0	0	0	0
TOTAL	9.00	0-0	3	0	0	0/0	0	3.0	5	3	3	0	7	2	0	0	14	.357	0	0	0	0	0

Kyle Lodise

Year	avg	gp-gs	ab	r	h	2b	3b	hr	rbi	tb	slg%	bb	hbp	so	gdp	ob%	sf	sh	sb-att	po	a	e	fld%
2025	.380	25-25	100	36	38	13	1	9	28	80	.800	21	4	21	1	.500	1	0	7-7	23	56	4	.952
TOTAL	.380	25-25	100	36	38	13	1	9	28	80	.800	21	4	21	1	.500	1	0	7-7	23	56	4	.952

Tate McKee

Year	avg	gp-gs	ab	r	h	2b	3b	hr	rbi	tb	slg%	bb	hbp	so	gdp	ob%	sf	sh	sb-att	po	a	e	fld%
2024	.000	0-0	0	0	0	0	0	0	0	0	.000	0	0	0	0	.000	0	0	0-0	2	6	0	1.000
2025	.000	0-0	0	0	0	0	0	0	0	0	.000	0	0	0	0	.000	0	0	0-0	1	4	0	1.000
TOTAL	.000	0-0	0	0	0	0	0	0	0	0	.000	0	0	0	0	.000	0	0	0-0	3	10	0	1.000

Year	era	w-l	app	gs	cq	sho	sv	ip	h	r	er	bb	so	2b	3b	hr	bf	bavq	wp	hbp	bk	sfa	sha
2024	7.28	4-5	18	8	0	0/1	1	47.0	47	39	38	28	61	12	2	9	219	.257	3	4	1	2	2
2025	2.97	4-0	6	6	0	0/0	0	30.1	23	12	10	11	39	6	2	2	123	.211	1	2	1	1	0
TOTAL	5.59	8-5	24	14	0	0/1	1	77.1	70	51	48	39	100	18	4	11	342	.240	4	6	2	3	2

Adam McKelvey

Year	avg	gp-gs	ab	r	h	2b	3b	hr	rbi	tb	slg%	bb	hbp	so	gdp	ob%	sf	sh	sb-att	po	a	e	fld%
------	-----	-------	----	---	---	----	----	----	-----	----	------	----	-----	----	-----	-----	----	----	--------	----	---	---	------

Year	era	w-l	app	gs	cq	sho	sv	ip	h	r	er	bb	so	2b	3b	hr	bf	bavq	wp	hbp	bk	sfa	sha
2025	9.00	0-0	2	0	0	0/0	0	1.0	1	1	1	1	1	0	0	0	4	.333	0	0	0	0	0
TOTAL	9.00	0-0	2	0	0	0/0	0	1.0	1	1	1	1	1	0	0	0	4	.333	0	0	0	0	0

GT BASEBALL CAREER STATS - AT GEORGIA TECH

Cooper McMullen

Year	avg	gp-gs	ab	r	h	2b	3b	hr	rbi	tb	slg%	bb	hbp	so	gdp	ob%	sf	sh	sb-att	po	a	e	fld%
2025	.000	0-0	0	0	0	0	0	0	0	0	.000	0	0	0	0	.000	0	0	0-0	0	1	0	1.000
TOTAL	.000	0-0	0	0	0	0	0	0	0	0	.000	0	0	0	0	.000	0	0	0-0	0	1	0	1.000

Year	era	w-l	app	gs	cq	sho	sv	ip	h	r	er	bb	so	2b	3b	hr	bf	bavg	wp	hbp	bk	sfa	sha
2025	1.42	1-0	6	0	0	0/0	1	6.1	3	1	1	5	4	1	0	0	26	.158	0	1	0	0	1
TOTAL	1.42	1-0	6	0	0	0/0	1	6.1	3	1	1	5	4	1	0	0	26	.158	0	1	0	0	1

Thorpe Musci

Year	avg	gp-gs	ab	r	h	2b	3b	hr	rbi	tb	slg%	bb	hbp	so	gdp	ob%	sf	sh	sb-att	po	a	e	fld%
------	-----	-------	----	---	---	----	----	----	-----	----	------	----	-----	----	-----	-----	----	----	--------	----	---	---	------

Year	era	w-l	app	gs	cq	sho	sv	ip	h	r	er	bb	so	2b	3b	hr	bf	bavg	wp	hbp	bk	sfa	sha
2025	27.00	0-0	1	0	0	0/0	0	0.2	1	2	2	1	1	0	0	1	4	.333	1	0	0	0	0
TOTAL	27.00	0-0	1	0	0	0/0	0	0.2	1	2	2	1	1	0	0	1	4	.333	1	0	0	0	0

Tyler Neises

Year	avg	gp-gs	ab	r	h	2b	3b	hr	rbi	tb	slg%	bb	hbp	so	gdp	ob%	sf	sh	sb-att	po	a	e	fld%
2024	.143	10-0	7	0	1	0	0	0	1	1	.143	1	0	4	0	.250	0	0	0-0	3	1	0	1.000
2025	.262	22-14	61	12	16	4	1	1	12	25	.410	11	2	13	1	.387	1	0	3-3	13	1	2	.875
TOTAL	.250	32-14	68	12	17	4	1	1	13	26	.382	12	2	17	1	.373	1	0	3-3	16	2	2	.900

Jaylen Paden

Year	avg	gp-gs	ab	r	h	2b	3b	hr	rbi	tb	slg%	bb	hbp	so	gdp	ob%	sf	sh	sb-att	po	a	e	fld%
2025	.000	0-0	0	0	0	0	0	0	0	0	.000	0	0	0	0	.000	0	0	0-0	1	0	0	1.000
TOTAL	.000	0-0	0	0	0	0	0	0	0	0	.000	0	0	0	0	.000	0	0	0-0	1	0	0	1.000

Year	era	w-l	app	gs	cq	sho	sv	ip	h	r	er	bb	so	2b	3b	hr	bf	bavg	wp	hbp	bk	sfa	sha
2025	0.84	2-0	5	0	0	0/0	1	10.2	5	1	1	3	16	0	0	0	42	.135	0	2	0	0	0
TOTAL	0.84	2-0	5	0	0	0/0	1	10.2	5	1	1	3	16	0	0	0	42	.135	0	2	0	0	0

Mason Patel

Year	avg	gp-gs	ab	r	h	2b	3b	hr	rbi	tb	slg%	bb	hbp	so	gdp	ob%	sf	sh	sb-att	po	a	e	fld%
2024	.000	0-0	0	0	0	0	0	0	0	0	.000	0	0	0	0	.000	0	0	0-0	3	4	0	1.000
2025	.000	0-0	0	0	0	0	0	0	0	0	.000	0	0	0	0	.000	0	0	0-0	0	2	0	1.000
TOTAL	.000	0-0	0	0	0	0	0	0	0	0	.000	0	0	0	0	.000	0	0	0-0	3	6	0	1.000

Year	era	w-l	app	gs	cq	sho	sv	ip	h	r	er	bb	so	2b	3b	hr	bf	bavg	wp	hbp	bk	sfa	sha
2024	8.25	2-3	14	5	0	0/0	0	36.0	54	33	33	16	32	9	0	6	175	.362	2	4	0	5	1
2025	0.61	7-0	8	0	0	0/0	1	29.2	13	3	2	4	28	3	0	1	108	.129	1	3	0	0	0
TOTAL	4.80	9-3	22	5	0	0/0	1	65.2	67	36	35	20	60	12	0	7	283	.268	3	7	0	5	1

Drew Rogers

Year	avg	gp-gs	ab	r	h	2b	3b	hr	rbi	tb	slg%	bb	hbp	so	gdp	ob%	sf	sh	sb-att	po	a	e	fld%
2025	.250	11-8	28	4	7	0	0	3	12	16	.571	2	0	16	0	.290	1	1	0-0	81	10	1	.989
TOTAL	.250	11-8	28	4	7	0	0	3	12	16	.571	2	0	16	0	.290	1	1	0-0	81	10	1	.989

Cole Royer

Year	avg	gp-gs	ab	r	h	2b	3b	hr	rbi	tb	slg%	bb	hbp	so	gdp	ob%	sf	sh	sb-att	po	a	e	fld%
2025	.000	0-0	0	0	0	0	0	0	0	0	.000	0	0	0	0	.000	0	0	0-0	1	0	0	1.000
TOTAL	.000	0-0	0	0	0	0	0	0	0	0	.000	0	0	0	0	.000	0	0	0-0	1	0	0	1.000

Year	era	w-l	app	gs	cq	sho	sv	ip	h	r	er	bb	so	2b	3b	hr	bf	bavg	wp	hbp	bk	sfa	sha
2025	5.40	1-0	7	0	0	0/0	0	6.2	9	4	4	4	9	2	0	0	33	.346	3	2	0	1	0
TOTAL	5.40	1-0	7	0	0	0/0	0	6.2	9	4	4	4	9	2	0	0	33	.346	3	2	0	1	0

GT BASEBALL CAREER STATS - AT GEORGIA TECH

Kent Schmidt

Year	avg	gp-gs	ab	r	h	2b	3b	hr	rbi	tb	slg%	bb	hbp	so	gdp	ob%	sf	sh	sb-att	po	a	e	fld%
2025	.415	21-21	82	26	34	11	0	2	26	51	.622	12	3	12	0	.485	4	0	4-4	147	3	0	1.000
TOTAL	.415	21-21	82	26	34	11	0	2	26	51	.622	12	3	12	0	.485	4	0	4-4	149	6	1	.994

Connor Shouse

Year	avg	gp-gs	ab	r	h	2b	3b	hr	rbi	tb	slg%	bb	hbp	so	gdp	ob%	sf	sh	sb-att	po	a	e	fld%
2025	.000	6-0	4	3	0	0	0	0	0	0	.000	0	2	1	0	.333	0	0	1-1	0	0	0	.000
TOTAL	.000	6-0	4	3	0	0	0	0	0	0	.000	0	2	1	0	.333	0	0	1-1	0	0	0	.000

Caden Spivey

Year	avg	gp-gs	ab	r	h	2b	3b	hr	rbi	tb	slg%	bb	hbp	so	gdp	ob%	sf	sh	sb-att	po	a	e	fld%
2025	.000	0-0	0	0	0	0	0	0	0	0	.000	0	0	0	0	.000	0	0	0-0	0	1	0	1.000
TOTAL	.000	0-0	0	0	0	0	0	0	0	0	.000	0	0	0	0	.000	0	0	0-0	0	1	0	1.000

Year	era	w-l	app	gs	cq	sho	sv	ip	h	r	er	bb	so	2b	3b	hr	bf	bavg	wp	hbp	bk	sfa	sha
2025	3.55	1-0	6	2	0	0/0	0	12.2	9	6	5	11	18	1	1	0	60	.196	1	1	0	1	1
TOTAL	3.55	1-0	6	2	0	0/0	0	12.2	9	6	5	11	18	1	1	0	60	.196	1	1	0	1	1

Riley Stanford

Year	avg	gp-gs	ab	r	h	2b	3b	hr	rbi	tb	slg%	bb	hbp	so	gdp	ob%	sf	sh	sb-att	po	a	e	fld%
2023	.200	2-0	5	1	1	0	0	0	0	1	.200	0	0	4	0	.200	0	0	0-0	0	0	0	.000
2024	.000	2-0	2	0	0	0	0	0	0	0	.000	0	0	1	0	.000	0	0	0-0	0	1	0	1.000
2025	.000	0-0	0	0	0	0	0	0	0	0	.000	0	0	0	0	.000	0	0	0-0	1	6	1	.875
TOTAL	.143	4-0	7	1	1	0	0	0	0	1	.143	0	0	5	0	.143	0	0	0-0	1	7	1	.889

Year	era	w-l	app	gs	cq	sho	sv	ip	h	r	er	bb	so	2b	3b	hr	bf	bavg	wp	hbp	bk	sfa	sha
2024	5.94	2-1	19	0	0	0/1	1	16.2	22	15	11	12	18	3	0	3	88	.319	1	5	0	0	2
2025	5.48	0-0	6	6	0	0/0	0	21.1	22	17	13	15	24	4	0	4	106	.278	0	9	0	0	3
TOTAL	5.68	2-1	25	6	0	0/1	1	38.0	44	32	24	27	42	7	0	7	194	.297	1	14	0	0	5

Sam Swygert














Year	avg	gp-gs	ab	r	h	2b	3b	hr	rbi	tb	slg%	bb	hbp	so	gdp	ob%	sf	sh	sb-att	po	a	e	fld%
2025	.000	0-0	0	0	0	0	0	0	0	0	.000	0	0	0	0	.000	0	0	0-0	0	2	0	1.000
TOTAL	.000	0-0	0	0	0	0	0	0	0	0	.000	0	0	0	0	.000	0	0	0-0	0	2	0	1.000

Year	era	w-l	app	gs	cq	sho	sv	ip	h	r	er	bb	so	2b	3b	hr	bf	bavg	wp	hbp	bk	sfa	sha
2025	5.84	0-1	9	1	0	0/0	0	12.1	13	8	8	3	13	4	0	3	56	.260	1	2	0	1	0
TOTAL	5.84	0-1	9	1	0	0/0	0	12.1	13	8	8	3	13	4	0	3	56	.260	1	2	0	1	0

Nathan Waugh

Year	avg	gp-gs	ab	r	h	2b	3b	hr	rbi	tb	slg%	bb	hbp	so	gdp	ob%	sf	sh	sb-att	po	a	e	fld%
2025	.240	14-7	25	8	6	2	0	1	6	11	.440	8	1	9	1	.441	0	0	0-1	0	0	0	.000
TOTAL	.240	14-7	25	8	6	2	0	1	6	11	.440	8	1	9	1	.441	0	0	0-1	0	0	0	.000

TV/RADIO ROSTER

**PARKER BROSIUS**OF • R/L • 6-2 • 193 • Jr.
Suwanee, Ga. (Lambert HS)**KYLE LODISE**INF • R/R • 5-11 • 180 • Jr.
Brunswick, Ga. (Augusta)**CARSON KERCE**INF • R/R • 6-1 • 200 • Soph.
Marietta, Ga. (Pope HS)**ALEX HERNANDEZ**RHP/INF • R/R • 6-2 • 188 • Fr.
Cumming, Ga. (Forsyth Central)**COOPER MCMULLEN**RHP • R/R • 6-3 • 186 • Fr.
Bonaire, Ga. (Tattnall Square Academy)**CALEB DANIEL**UTL • L/R • 5-11 • 183 • Fr.
Cartersville, Ga. (Cartersville HS)**WILL BAKER**INF • L/R • 6-0 • 188 • Fr.
Upper Coomera, Queensland, Australia**DREW BURRESS**OF • R/R • 5-9 • 182 • Soph.
Houston County, Ga. (Houston Co. HS)**CONNOR SHOUSE**RHP/INF • R/R • 6-1 • 175 • Fr.
Jasper, Ga. (Pickens Co. HS)**KENT SCHMIDT**INF • L/R • 6-0 • 221 • Soph.
Marietta, Ga. (Georgia Southern)**SAM SWYGERT**RHP • R/R • 6-1 • 215 • 5th
Springfield, SC (The Citadel)**CAYDEN SHEFFIELD**OF • R/R • 6-1 • 184 • Fr.
Dallas, Ga. (North Paulding HS)**RILEY STANFORD**RHP • R/R • 6-4 • 236 • R-So.
Gainesville, Ga. (Buford HS)**ETHAN MURRAY**INF • R/R • 6-2 • 195 • Fr.
Buford, Ga. (Buford HS)**COLE ROYER**RHP • R/R • 6-5 • 185 • Fr.
Waynesville, Ga. (Pierce Co. HS)**NATHANAEL COUPET**C/OF • R/R • 5-11 • 205 • Soph.
Boynton Beach, Fl. (North Broward Prep)**CADEN SPIVEY**RHP • R/R • 6-2 • 195 • Jr.
Vidalia, Ga. (Notre Dame)**JOHN GIESLER**INF • R/R • 6-3 • 224 • 6th
Marietta, Ga. (Walton HS)**TATE MCKEE**RHP • R/R • 6-3 • 203 • Soph.
Kennesaw, Ga. (Mount Paran Christian)**JOSHUA EVANS**LHP • S/L • 6-3 • 187 • Fr.
Lawrenceville, Ga. (Peachtree Ridge HS)**VAHN LACKEY**C/INF • R/R • 6-1 • 213 • Soph.
Suwanee, Ga. (Collins Hill HS)**RYAN JOHNSON**RHP • R/R • 6-4 • 168 • Fr.
Dallas, Ga. (Cartersville HS)**BRETT DENBY**INF • R/R • 5-11 • 180 • Jr.
New Albany, Ind. (Jefferson HS)**JACKSON SOBEL**LHP • L/L • 6-2 • 186 • Soph.
Charleston, SC
(Oceanside Collegiate Academy)**MASON PATEL**RHP • R/R • 6-1 • 210 • 5th
Knoxville, Tenn. (Georgia State)**PORTER BURSEMA**RHP • R/R • 6-1 • 198 • Soph.
Woodstock, Ga. (Georgia Southern)**JACKSON BLAKELY**RHP • R/R • 6-0 • 211 • Fr.
Thomasston Ga. (Upson-Lee HS)**BRETT BARFIELD**LHP • L/L • 6-1 • 198 • Jr.
Cumming, Ga. (Florida State)**DREW ROGERS**C • R/R • 6-1 • 220 • Fr.
Tempe, Ariz. (Hamilton HS)**JAKE LANKIE**RHP • R/R • 6-2 • 200 • Soph.
Alpharetta, Ga. (Georgia)**THORPE MUSCI**RHP • R/R • 6-0 • 201 • Fr.
Lilburn, Ga. (Parkview HS)**CADEN GAUDETTE**RHP • R/R • 6-0 • 207 • R-So.
Alpharetta, Ga. (Milton HS)**CARSON BALLARD**RHP • R/R • 6-4 • 197 • Jr.
Alpharetta, Ga. (Wesleyan HS)**TYLER NEISES**UTL • L/R • 6-3 • 220 • Soph.
Dalton, Ga. (Dalton HS)**NATHAN WAUGH**C • R/R • 6-5 • 230 • 5th
Placentia, Calif. (Cornell)**JAYLEN PADEN**RHP • R/R • 5-10 • 195 • 5th
Atlanta, Ga. (Georgia Southern)**CONNOR CHICOLI**RHP • R/R • 6-3 • 185 • Fr.
Raleigh, NC (Pro5 Baseball Academy)**KAYDEN CAMPBELL**LHP • R/L • 6-2 • 205 • Jr.
Cincinnati, Ohio (Louisville)**ADAM MCKELVEY**LHP • L/L • 6-3 • 229 • Fr.
Roswell, Ga. (Roswell HS)**BRADY JONES**RHP • R/R • 6-0 • 204 • Jr.
Decatur, Ga. (Georgia State)